

# Morgantown Monongalia Metropolitan Planning Organization



## Transportation Improvement Program

**FY 2024-FY 2028**

**Morgantown Monongalia Metropolitan Planning Organization  
243 High Street Room 110  
Morgantown WV**

*Adopted on November 16 2023*

# Table of Contents

**I - Introduction**

**II - Metropolitan Planning Organization Committees**

**III - Glossary**

**IV - List of Programmed and Ongoing Highway Projects and Map of Programmed Projects, and  
Summary of MPO Metropolitan Transportation Plan Goals and Objectives**

**V - Programmed Public Transportation Needs and Funding Stream**

**VI - Analysis of Transportation Project Impact on Title VI and Environmental Justice  
Communities**

**VII - Certification**

**VIII - List of Projects Completed for the Last Five Years**

**I-Introduction**  
**Transportation Improvement Program (TIP)**  
**Purpose and Development**

The Morgantown Monongalia Metropolitan Planning Organization (MMMPO) was established as the urban area's transportation planning agency in 2003 as required by Federal legislation for any urban area with a population over 50,000. The two primary responsibilities of the MMMPO are the development of the Urban Area's Metropolitan Transportation Plan with a minimum of a 20 year planning horizon and the oversight of the use of federal surface transportation funds within the planning area. The MMMPO is charged with ensuring that use of federal funds is consistent with the goals and objectives of the Metropolitan Transportation Plan. This document is the primary tool for that oversight.

In accordance with 23 CFR 450 subpart C the Morgantown Monongalia Metropolitan Planning Organization (MMMPO) is charged with developing the local Transportation Improvement Program (TIP) documenting the expenditure of Federal Funds on regionally significant transportation projects. Two primary purposes of the TIP are to monitor progress implementing the area's Metropolitan Transportation Plan (MTP), and to provide an opportunity for the area's stakeholders to comment on the expenditure of Federal Funds in the area. Federal regulation requires that the TIP be prepared as part of a continuous, cooperative, and comprehensive planning process, that includes an open public involvement process. This TIP includes a list of both public transportation and highway projects programmed for implementation by WVDOT, West Virginia University Personal Rapid Transit System, and Mountain Line Transit. In addition to currently scheduled projects the TIP includes a list of projects completed in the area over the last five years. This is consistent with the requirements of Federal legislation.

The TIP must also be fiscally constrained and be consistent with the area's Metropolitan Transportation Plan. To meet these requirements the MMMPO prepares the draft TIP in cooperation with the West Virginia Department of Transportation, Mountain Line Transit, West Virginia University, and other area institutions and stakeholders. The MPO also identifies how each project is consistent with the policies of the Metropolitan Transportation Plan.

The MPO relies on the State of West Virginia's ongoing budget analysis to ensure that the programmed projects are fiscally feasible in the short term. The list of currently programmed projects is the primary purpose for developing a TIP, it provides local decision makers with the opportunity to track progress in implementing the Metropolitan Transportation Plan and it provides the public with an opportunity to comment on how Federal funds are spent for transportation purposes. Given that the WVDOT is the primary funding agency for projects in the MPO area, the list of programmed projects has been prepared in cooperation with and reviewed by WVDOT to ensure that the list is financially constrained given the future year funding anticipated by WVDOT.

MAP 21 passed by Congress in 2012 and the FAST Act (Fixing America's Surface Transportation) of 2016 requires the States and Metropolitan Planning Organizations to establish performance measures to identify how transportation investments are meeting national goals. States are required to establish the goals for these performance measures and MPOs are to adopt

the State goals or establish their own goals within 180 days of the establishment of the State goals. Safety performance measures (PM1) set a 5-year performance target for vehicular crashes that result in serious, incapacitating injuries or fatalities. These measures evaluate the safety of the system for all users. Infrastructure Conditions performance measures (PM2) include both 2- and 4-year targets and assess the conditions of pavements and bridges along the National Highway System (NHS) that are in good or poor condition. Finally, Reliability performance measures (PM3) assess roadway reliability with regards to freight movement, congestion, and overall reliability. The MMMPO adopted new goals and objective in Metropolitan Transportation Plan as show in section V.

### **Public Involvement**

Once the draft TIP is prepared it is submitted for review by the public during a thirty (30) day public comment period and by the MPO's Committees. The Technical Advisory Committee made up of technical staff from WVDOT and the area's municipalities, and the Citizens Advisory Committee which includes representatives of the general public as well as groups specifically interested in bicycle and pedestrian planning are the MPO Committee's charged with reviewing this document. The results of the Public and Committee comments are then provided to the MPO's Policy Board for their review prior to final adoption of the TIP.

## **II-2018 Morgantown Monongalia MPO Committee Membership**

### **MPO Policy Board**

#### Officials

Chairman Michael Kelley - Board of Education

Board Vice-Chairman Joe Statler - Blacksville, House of Delegate

Board Treasurer Mayor Patricia Lewis - Town of Granville

Secretary, Executive Director Bill Austin, AICP

#### Members (in alphabetical order)

Joe Abu-Ghannam, City of Morgantown City Council

Jeff Arnett, Monongalia County Commission

Steve Blinco, Recorder, Star City

Tom Bloom, Monongalia County Commission

Brian Carr, West Virginia Department of Transportation-Division of Highways

Ron Justice, West Virginia University

Bill Kawecki, City of Morgantown City Council

Bob Lucci, Mayor of Westover

Mayor Jenny Selin, City of Morgantown City Council

Sean Sikora, Monongalia County Commission

Maria Smith, Mountain Line Transit Authority

### **MPO Citizen's Advisory Committee**

Christiaan Abildso (Chairman)

Heather Morgan

Matthew Cross

Kelli LaNeve

Matthew Ridgway

Chip Wamsley

Thomas Zeni

### **MPO Transportation Technical Advisory Committee**

Bill Austin, Morgantown Monongalia MPO (Chairman)

Maria Smith, Mountain Line Transit

Kara Greathouse, Federal Highway Administration

Brian Carr, WV Division of Highway

Damien Davis, City of Morgantown

Rickie Yeager, City of Morgantown

Fouad Shoukry, WV Division of Highway

Latina Mayle, Town of Granville

Jeremy Evans, West Virginia University

Andrew Gast-Bray, Monongalia County

Emily Muzzarelli, City of Morgantown

Drew Gatlin, City of Morgantown

Michael Dougherty, Westover

Chelsea Beytas, Federal Transit Administration

Ted Svehlik, West Virginia University

### **III-Glossary Transportation Agencies**

FHWA-Federal Highway Administration

FTA-Federal Transit Administration

WVDOT-West Virginia Department of Transportation

MPO-Morgantown Monongalia Metropolitan Planning Organization

#### **Federal Funding Classifications**

ADHS-Appalachian Development Highway System

ARRA-American Recovery and Rehabilitation Act

BR-Bridge Replacement and Rehabilitation

CMAQ-Congestion Mitigation and Air Quality

FAST Act-Fixing America's Surface Transportation Act

HSIP-Highway Safety Improvement Program

IM-Interstate Maintenance

MAP-21-Moving Ahead for Progress in the 21<sup>st</sup> Century

#### **Work Categories**

CON-Construction, ENG.-Engineering, M-Maintenance, P/PE-Planning and Planning and Environmental, ROW-Right of Way

NHPP-National Highway Performance Program

NRT-National Recreational Trail

SAFTEA-Safe, Accountable, Flexible, Transportation Efficiency Act of 2003

STP-Surface Transportation Program

Section 5307-FTA Formula (Operating and Capital)

Section 5311-Rural Area Formula Grants

Section 5337-State of Good Repairs Grants

Section 5339-Bus and Bus Facilities Program

TA-Transportation Alternatives funding

**IV List of Programmed and Ongoing Projects and Map of Programmed  
Urban Area Projects**



PROJECT NAME	FFY	OBLIG DATE	STATE PROJ#	FEDERAL PROJ#	PHASE	TYPE OF WORK	ROUTE	LENGTH	BEG. MP	END.MP	FUND TYPE	TOTAL DOLLAR COST	FED. DOLLAR COST	GROUPABLE	PERFORMANCE MEASURE	MAP ID
CAPERTON TRAIL DRAINAGE	2023	11/28/2022	U331 CAPER 2 00	NRT2018214D	CON	DESIGN/UPGRADE DRAINAGE	NA999	0	0	0	NRT	\$39,250	\$31,400	GROUPABLE	PM3	n/a
CAPERTON TRAIL LIGHTING	2023	4/28/2023	U331 CAPER 3 00	NRT2018218D	CON	INSTALL LIGHTING	NA999	0	0	0	NRT	\$299,100	\$239,280	GROUPABLE	PM3	n/a
D-4 RECALL STRIPING (AC PAYBACK)(SPLIT FUNDED)	2023	2/28/2023	S384 RECAL 23 00	STP2023004D	CON	PAVEMENT MARKINGS(PAINT)	NA999	0	0	0	HSIP	\$100,000	\$100,000	GROUPABLE	PM1	n/a
D-4 RECALL STRIPING (AC PAYBACK)(SPLIT FUNDED)	2023	2/28/2023	S384 RECAL 23 00	STP2023004D	CON	PAVEMENT MARKINGS(PAINT)	NA999	0	0	0	STBG-FLEX	\$378,502	\$234,951	GROUPABLE	PM1	n/a
D4 RDWAY DEPARTURE	2023	10/28/2022	S384RDWAY200	HSIP2023028D	CON	SIGNING ; DELINEATORS	WV020	0	0	0	HSIP	\$950,000	\$855,000	GROUPABLE	PM1	n/a
FY 24 SF BR INSPECT - D4	2023	8/28/2023	T684 NBIS 24 00	NHST2024015D	ENG	BRIDGE INSPECTION BY SF	NA999	0	0	0	STBG-OFF	\$600,000	\$480,000	GROUPABLE	PM2	n/a
FY 24 SF BR INSPECT - D4	2023	8/28/2023	T684 NBIS 24 00	NHST2024015D	ENG	BRIDGE INSPECTION BY SF	NA999	0	0	0	STBG-FLEX	\$600,000	\$480,000	GROUPABLE	PM2	n/a
D-4 RECALL STRIPING	2024	2/28/2024	S384 RECAL 24 00	STP2021013D	CON	PAVEMENT MARKINGS(PAINT)	NA999	0	0	0	STBG-FLEX	\$267,908	\$187,535	GROUPABLE	PM1	n/a
DUNKARD AVE SIDEWALKS PHASE V*	2024	8/1/2022	U331 MONON 6 04	TAP2018216D	CON	CONSTRUCT SIDEWALK	NA999	0	0	0	TAP	\$249,000	\$198,800	GROUPABLE	PM3	n/a
FY 25 SF BR INSPECT - D4	2024	8/28/2024	T684 NBIS 25 00	NHST2025019D	ENG	BRIDGE INSPECTION BY SF	NA999	0	0	0	STBG-OFF	\$600,000	\$480,000	GROUPABLE	PM2	n/a
FY 25 SF BR INSPECT - D4	2024	8/28/2024	T684 NBIS 25 00	NHST2025019D	ENG	BRIDGE INSPECTION BY SF	NA999	0	0	0	HWI-BR	\$600,000	\$480,000	GROUPABLE	PM2	n/a
MON RIVER RAIL TRL MNT EQ	2024	4/28/2024	U331 MONRV 1 00	NRT2015294D	ENG	EQUIPMENT PURCHASE	NA	0	0	0	NRT	\$60,000	\$48,000	GROUPABLE	PM3	n/a
ROADWAY STRIPING (D4)	2024	1/28/2024	S384 STRIP 24 00	STP2024005D	CON	INST PVMT MARK(PAINT)	NA999	0	0	0	STBG-FLEX	\$1,449,420	\$811,675	GROUPABLE	PM1	n/a
WALNUT ST STREETScape 2012	2024	10/28/2023	U331 MORGA 17 00	TEA2012638D	CON	CONST WALK, CROSSWALKS, CURB CUTS,	NA	0	0	0	TAP	\$1,267,011	\$1,013,609	GROUPABLE	PM3	n/a
D-4 RECALL STRIPING	2025	2/28/2025	S384 RECAL 25 00	STP2021013D	CON	PAVEMENT MARKINGS(PAINT)	NA999	0	0	0	STBG-FLEX	\$281,303	\$196,912	GROUPABLE	PM1	n/a
FY 26 SF BR INSPECT - D4	2025	8/28/2025	T684 NBIS 25 00	NHST2026015D	ENG	BRIDGE INSPECTION BY SF	NA999	0	0	0	STBG-OFF	\$600,000	\$480,000	GROUPABLE	PM2	n/a
FY 26 SF BR INSPECT - D4	2025	8/28/2025	T684 NBIS 25 00	NHST2026015D	ENG	BRIDGE INSPECTION BY SF	NA999	0	0	0	STBG-FLEX	\$600,000	\$480,000	GROUPABLE	PM2	n/a
ROADWAY STRIPING (D4)	2025	1/28/2025	S384 STRIP 25 00	STP2025009D	CON	INST PVMT MARK(PAINT)	NA999	0	0	0	STBG-FLEX	\$1,449,420	\$811,675	GROUPABLE	PM1	n/a
D-4 RECALL STRIPING	2026	2/28/2026	S384 RECAL 26 00	STP2021013D	CON	PAVEMENT MARKINGS(PAINT)	NA999	0	0	0	STBG-FLEX	\$231,400	\$162,000	GROUPABLE	PM1	n/a

PROJECT NAME	FFY	OBLIG DATE	STATE PROJ#	FEDERAL PROJ#	PHASE	TYPE OF WORK	ROUTE	LENGTH	BEG. MP	END.MP	FUND TYPE	TOTAL DOLLAR COST	FED. DOLLAR COST	GROUPABLE	PERFORMANCE MEASURE	MAP ID
FY 27 SF BR INSPECT - D4	2026	8/28/2025	T684NBIS2700	NHST2027015D	ENG	BRIDGE INSPECTION BY SF	NA999	0	0	0	STBG-FLEX	\$600,000	\$480,000	GROUPABLE	PM2	n/a
D-4 RECALL STRIPING	2027	2/28/2027	S384RECAL2700	STP2021013D	CON	PAVEMENT MARKINGS(PAINT)	NA999	0	0	0	STBG-FLEX	\$281,303	\$196,912	GROUPABLE	PM1	n/a
FY 28 SF BR INSPECT - D4	2027	8/28/2025	T684NBIS2800	NHST2028015D	ENG	BRIDGE INSPECTION BY SF	NA999	0	0	0	STBG-FLEX	\$600,000	\$480,000	GROUPABLE	PM2	n/a
FY 28 SF BR INSPECT - D4	2027	8/28/2025	T684NBIS2800	NHST2028015D	ENG	BRIDGE INSPECTION BY SF	NA999	0	0	0	STBG-OFF	\$600,000	\$480,000	GROUPABLE	PM2	n/a
ROADWAY STRIPING (D4)	2027	1/28/2027	S384STRIP2700	STP2025009D	CON	INST PVMT MARK(PAINT)	NA999	0	0	0	STBG-FLEX	\$1,449,420	\$811,675	GROUPABLE	PM1	n/a
D-4 RECALL STRIPING	2028	2/28/2028	S384 RECAL 28 00	STP2021013D	CON	PAVEMENT MARKINGS(PAINT)	NA999	0	0	0	STBG-FLEX	\$267,908	\$187,535	GROUPABLE	PM1	n/a
FY 29 SF BR INSPECT - D4	2028	8/28/2025	T684NBIS2900	NHST2029015D	ENG	BRIDGE INSPECTION BY SF	NA999	0	0	0	STBG-FLEX	\$600,000	\$480,000	GROUPABLE	PM2	n/a
FY 29 SF BR INSPECT - D4	2028	8/28/2025	T684NBIS2900	NHST2029015D	ENG	BRIDGE INSPECTION BY SF	NA999	0	0	0	STBG-OFF	\$600,000	\$480,000	GROUPABLE	PM2	n/a
ROADWAY STRIPING (D4)	2028	1/28/2028	S384 STRIP 28 00	STP2024005D	CON	INST PVMT MARK(PAINT)	NA999	0	0	0	STBG-FLEX	\$1,449,420	\$811,675	GROUPABLE	PM1	n/a
HOLLAND AVE + 1	2024	12/28/2023	S331 19 01043 00	NHPP0019497DTC	CON	MILL & PAVE	US119	2.9	10.42	13.32	NHPP	\$1,450,000	\$1,450,000	GROUPABLE	PM2	n/a
RAMP D	2028	3/28/2028	S331 79 001 00	STBG0079171D	ENG	BRIDGE REHABILITATION	I0079	0.01	0.01	0.02	HWI-BR	\$600,000	\$540,000	GROUPABLE	PM2	n/a
I-79 LIGHTING (AUTH AC)	2023	4/28/2023	U331 79 14801 00	STBG0079083D	ENG	LIGHTING	I079	4.99	148.01	153	HSIP	\$500,000	\$450,000	GROUPABLE	PM1	1
I-79 LIGHTING	2024	8/28/2024	U331 79 14801 00	STBG0079084D	CON	LIGHTING	I079	4.99	148.01	153	STBG-FLEX	\$7,500,000	\$6,750,000	GROUPABLE	PM1	1
EVERETTville BR*	2023	5/15/2023	S331 045 00242 00	STP0045069DTC	CON	REPLACE BRIDGE	CO045	0.01	2.42	2.43	HWI-BR	\$1,490,100	\$390,101	GROUPABLE	PM2	2
WILLEY ST*	2023	5/15/2023	S331 119 1442 00	STP0119481D	CON	RESURFACING 1.5-2"	US119	1.25	14.42	15.67	STBG-FLEX	\$2,464,000	\$1,971,200	GROUPABLE	PM2	3
RIVER ROAD SLIDES	2023	4/28/2023	S331 45 1150 00	STBG0045082DTC	ROW	SLIDE REPAIR	CO045	0.67	11.5	12.17	STBG-FLEX	\$1,475,000	\$1,475,000	GROUPABLE	PM3	4
RIVER ROAD SLIDES	2024	12/28/2023	S331 45 1150 00	STBG0045080DTC	CON	SLIDE REPAIR	CO045	0.67	11.5	12.17	STBG 50-200K POP	\$6,000,000	\$6,000,000	GROUPABLE	PM3	4
VAN VOORHIS RD (GO BOND 4)*	2023	6/1/2023	U331 059 00000 00	STBG2617006	CON	WIDEN, IMPROVE DRAINAGE, ADD SIDEWALKS	CO059	0.94	0	0.94	STBG-FLEX	\$8,500,000	\$850,000	NOT GROUPABLE	PM3	5
M&J ARCH	2023	6/28/2023	S331 100 533 00	STBG0100157D	CON	BRIDGE REPAIR	WV0100	0.01	5.33	5.34	HWI-BR	\$105,000	\$84,000	GROUPABLE	PM2	6

PROJECT NAME	FFY	OBLIG DATE	STATE PROJ#	FEDERAL PROJ#	PHASE	TYPE OF WORK	ROUTE	LENGT H	BEG. MP	END. MP	FUND TYPE	TOTAL DOLLAR COST	FED. DOLLAR COST	GROUPABLE	PERFORMANCE MEASURE	MAP ID
PLEASANT HILL BRIDGE EB +1*	2023	4/6/2023	S331 68 576 00	NHPP0068210D	ROW	BRIDGE REPAIR	I0068	0.03	5.76	5.79	HWI-BR	\$5,000	\$4,500	GROUPABLE	PM2	7
PLEASANT HILL BRIDGE EB +1*	2024	4/6/2023	S331 68 576 00	NHPP0068211D	CON	BRIDGE REPAIR	I0068	0.03	5.76	5.79	HWI-BR	\$815,000	\$733,500	GROUPABLE	PM2	7
EXIT 152 NB & SB RAMPS	2023	7/28/2023	S331 79 15228 00	NHPP0793287D	CON	RESURFACING	I079	0.67	152.28	152.95	NHPP	\$840,733	\$840,733	GROUPABLE	PM2	8
EXIT 146 SB EXIT RAMP	2023	8/28/2023	S331 79 14600 00	NHPP0793000D	CON	RESURFACING	I079	0.1	146	146.1	NHPP	\$1,000,000	\$900,000	GROUPABLE	PM2	9
BURROUGH ST	2023	8/28/2023	S331 5902 000 00	STP0592001D	CON	MILL & PAVE	CO059/02	0.44	0	0.44	STBG- FLEX	\$897, 200	\$717,760	GROUPABLE	PM2	10
JOSEPH C BARTOLO MEMORIAL BRIDGE	2023	9/28/2023	S331 19 1108 00	NHPP0019587D	ENG	BRIDGE REPAIR	US0019	0.15	11.08	11.23	HWI-BR	\$250,000	\$200,000	GROUPABLE	PM2	11
JOSEPH C BARTOLO MEMORIAL BRIDGE	2024	12/28/2023	S331 19 1108 00	NHPP0019588D	ROW	BRIDGE REPAIR	US0019	0.15	11.08	11.23	HWI-BR	\$100,000	\$80,000	GROUPABLE	PM2	11
JOSEPH C BARTOLO MEMORIAL BRIDGE	2024	9/28/2024	S331 19 1108 00	NHPP0019589D	CON	BRIDGE REPAIR	US0019	0.15	11.08	11.23	HWI-BR	\$2,500,000	\$2,000,000	GROUPABLE	PM2	11
BROOKHAVEN ROAD IMPROVEMENTS	2023	9/28/2023	U331 7 03620 00	CMAQ0007263 D	ROW	INSTALL TRAVEL LANES; SIGNAL	WV007	0.4	36.2	36.6	CMAQ	\$15,000	\$12,000	NOT GROUPABLE	PM3	12
BROCKWAY AVE	2024	3/28/2024	S331 7 3315 00	STP0007305D	CON	MILL & PAVE	WV007	1.6	33.15	34.75	STBG- FLEX	\$800,000	\$640,000	GROUPABLE	PM2	13
BROOKHAVEN ROAD IMPROVEMENTS	2026	9/28/2026	U331 7 03620 00	CMAQ0007264 D	CON	INSTALL TRAVEL LANES; SIGNAL	WV007	0.4	36.2	36.6	CMAQ	\$475,000	\$380,000	GROUPABLE	PM3	12
BULA SLAB	2026	6/28/2026	S231 7 1030 00	NHPP0007348D	ENG	DESIGN STUDY - REPLACEMENT	WV0007	0.04	10.3	10.34	HWI-BR	\$550,000	\$440,000	GROUPABLE	PM2	14
DELLSLOW ARCH	2025	12/28/2024	S231 7 3865 00	STBG0007341D	ENG	DESIGN STUDY - REPLACEMENT	WV0007	0.02	38.65	38.67	HWI-BR	\$600,000	\$480,000	GROUPABLE	PM2	15
DELLSLOW ARCH	2026	8/28/2026	S331 7 3865 00	STBG0007339D	ROW	BRIDGE REPLACEMENT	WV0007	0.02	38.65	38.67	HWI-BR	\$100,000	\$80,000	GROUPABLE	PM2	15
DELLSLOW ARCH	2027	4/28/2027	S331 7 3865 00	STBG0007340D	CON	BRIDGE REPLACEMENT	WV0007	0.02	38.65	38.67	HWI-BR	\$850,000	\$680,000	GROUPABLE	PM2	15

PROJECT NAME	FFY	OBLIG DATE	STATE PROJ#	FEDERAL PROJ#	PHASE	TYPE OF WORK	ROUTE	LENGTH	BEG. MP	END.MP	FUND TYPE	TOTAL DOLLAR COST	FED. DOLLAR COST	GROUPABLE	PERFORMANCE MEASURE	MAP ID
BULA SLAB	2028	7/28/2028	S331 7 1030 00	NHPP0007349D	ENG	BRIDGE REPLACEMENT	WV0007	0.04	10.3	10.34	HWI-BR	\$600,000	\$480,000	GROUPABLE	PM2	14
DUG HILL BRIDGE +1	2025	8/28/2025	S231 740 002 00	STBG0740005D	ENG	DESIGN STUDY - REPLACEMENT	CO0007/4 0	0.04	0.02	0.06	HWI-BR	\$450,000	\$360,000	GROUPABLE	PM2	16
DUG HILL BRIDGE +1	2028	1/28/2028	S331 740 002 00	STBG0740002D	ENG	BRIDGE REPLACEMENT	CO0007/4 0	0.04	0.02	0.06	HWI-BR	\$600,000	\$480,000	GROUPABLE	PM2	16
DUG HILL BRIDGE +1	2028	7/28/2028	S331 740 002 00	STBG0740003D	ROW	BRIDGE REPLACEMENT	CO0007/4 0	0.04	0.02	0.06	HWI-BR	\$100,000	\$80,000	GROUPABLE	PM2	16
GREENBAG ROAD (GO BOND 4)*	2025	7/12/2022	U331 857 00067 00	NFA2317022D	CON	IMPROVE I/S & WIDEN	CO857	1.08	0.67	1.75	OTHER-BOND	\$16,000,000	\$0	NOT GROUPABLE	PM3	17
I-68 EXIT 7 RAMPS	2024	12/28/2023	S331 68 680 00	NHPP0068183D	CON	2 " MILL/PAVE, CONCRETE REPAIR RAMPS	I068	0.9	6.8	7.7	NHPP	\$2,000,000	\$1,600,000	GROUPABLE	PM2	18
I-79 SB WELCOME CENTER	2025	12/28/2024	S331 79 15830 00	NHPP0793286D	CON	WIDEN RAMP, PARKING LOT, SDWKS, DRAINS	I079	0.69	158.3	158.99	NHPP	\$1,250,000	\$1,000,000	NOT GROUPABLE	PM2	19
I/S WV 100 & DENTS RUN IMPROVEMENT	2025	10/28/2024	U331 100 00102 00	HSIP0100152D	CON	IMPROVE TURNING RADIUS/INTERSECTION	WV100	0.2	1.02	1.22	HSIP	\$150,000	\$150,000	GROUPABLE	PM1	25
INTERSTATE 68 OVERPASS*	2024	4/12/2023	S331 119 1025 00	NHPP0119513D	ROW	BRIDGE RENOVATION	US119	0.02	10.25	10.27	HWI-BR	\$50,000	\$40,000	GROUPABLE	PM2	21
INTERSTATE 68 OVERPASS*	2025	4/12/2023	S331 119 1025 00	NHPP0119514D	CON	BRIDGE RENOVATION	US119	0.02	10.25	10.27	NHPP	\$4,500,000	\$3,600,000	GROUPABLE	PM2	21
JACK FLEMING MEMORIAL BRIDGE WB & EB	2026	6/28/2026	S331 68 322 00	STBG0068203D	ROW	BRIDGE REPAIR	I0068	0.05	3.22	3.27	HWI-BR	\$10,000	\$8,000	GROUPABLE	PM2	22
JACK FLEMING MEMORIAL BRIDGE WB & EB	2026	12/28/2026	S331 68 322 00	STBG0068202D	ENG	BRIDGE REPAIR	I0068	0.05	3.22	3.27	HWI-BR	\$400,000	\$360,000	GROUPABLE	PM2	22
JACK FLEMING MEMORIAL BRIDGE WB & EB	2028	6/28/2028	S331 68 322 00	STBG0068204D	CON	BRIDGE REPAIR	I0068	0.05	3.22	3.27	HWI-BR	\$3,000,000	\$2,700,000	GROUPABLE	PM2	22
JERE SLAB	2024	11/28/2023	S231 7 2773 00	NHPP0007324D	ENG	DESIGN STUDY - REPLACEMENT	WV0007	0.02	27.73	27.75	HWI-BR	\$250,000	\$200,000	GROUPABLE	PM2	23
JERE SLAB	2026	2/28/2026	S331 7 2773 00	NHPP0007326D	ENG	BRIDGE REPLACEMENT	WV0007	0.02	27.73	27.75	HWI-BR	\$400,000	\$320,000	GROUPABLE	PM2	23
JERE SLAB	2027	10/28/2026	S331 7 2773 00	NHPP0007327D	ROW	BRIDGE REPLACEMENT	WV0007	0.02	27.73	27.75	NHPP	\$100,000	\$80,000	GROUPABLE	PM2	23
JERE SLAB	2028	2/28/2028	S331 7 2773 00	NHPP0007328D	CON	BRIDGE REPLACEMENT	WV0007	0.02	27.73	27.75	NHPP	\$943,760	\$755,008	GROUPABLE	PM2	23
LAUREL POINT BRIDGE (GO BOND 2/3)	2024	3/28/2024	S331 19 676 00	NFA2317346	CON	REPLACE BRIDGE	US019	0.02	6.76	6.78	OTHER-BOND	\$2,100,000	\$0	GROUPABLE	PM2	24
LOWER SCOTTS RUN BRIDGE	2028	12/28/2027	S331 100 241 00	STBG0100159D	ENG	BRIDGE REHABILITATION	WV0100	0.01	2.41	2.42	HWI-BR	\$350,000	\$280,000	GROUPABLE	PM2	20
LOWER SCOTTS RUN BRIDGE	2028	9/28/2028	S331 100 241 00	STBG0100160D	ROW	BRIDGE REHABILITATION	WV0100	0.01	2.41	2.42	HWI-BR	\$30,000	\$24,000	GROUPABLE	PM2	26

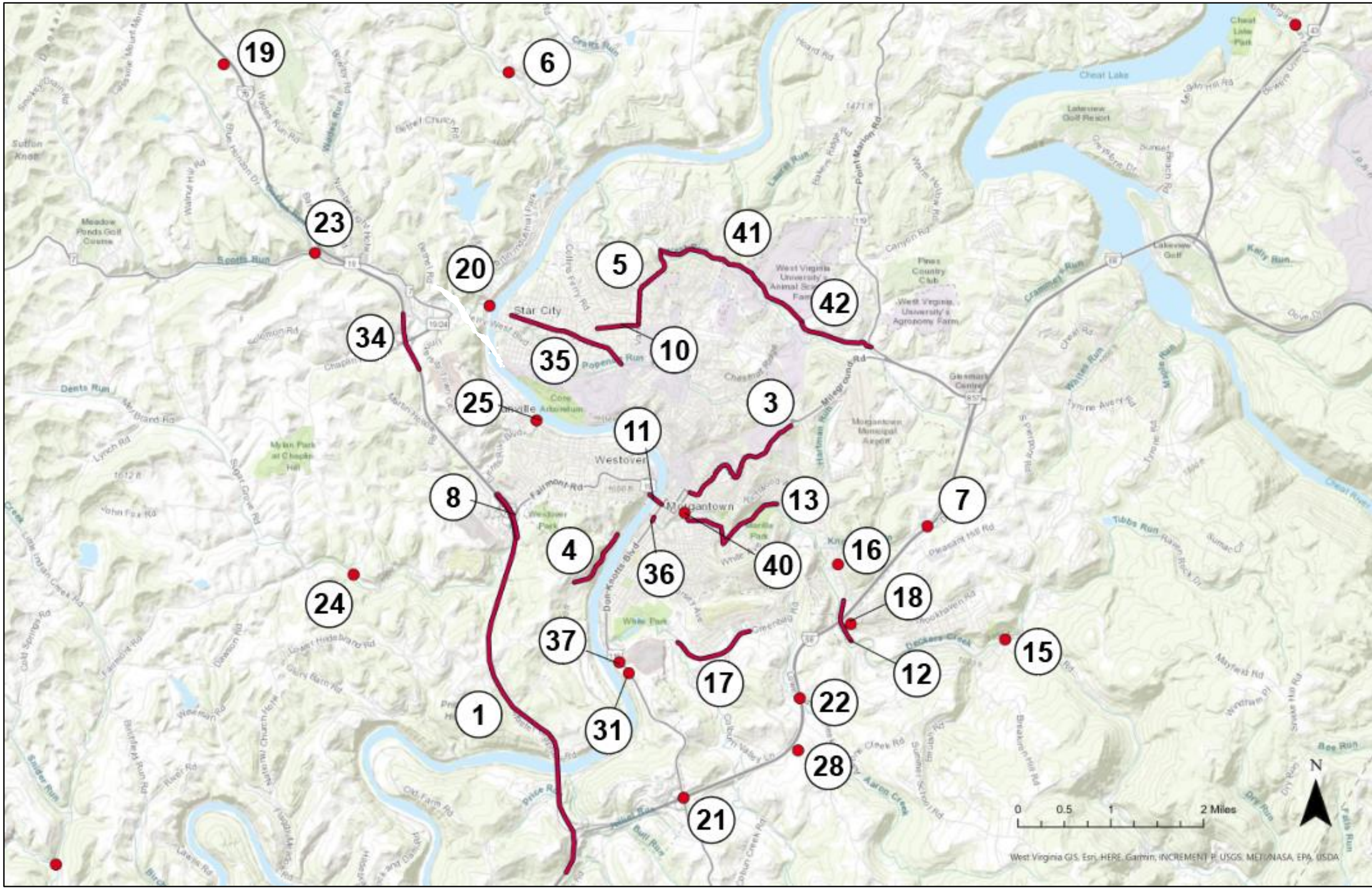
PROJECT NAME	FFY	OBLIG DATE	STATE PROJ#	FEDERAL PROJ#	PHASE	TYPE OF WORK	ROUTE	LENGTH	BEG. MP	END.MP	FUND TYPE	TOTAL DOLLAR COST	FED. DOLLAR COST	GROUPABLE	PERFORMANCE MEASURE	MAP ID
MAIDSVILLE SLAB	2028	9/28/2027	S331 53 001 00	STBG0053014D	ENG	BRIDGE REHABILITATION	CO0053	0.01	0.01	0.02	HWI-BR	\$15,000	\$12,000	GROUPABLE	PM2	26
MAIDSVILLE SLAB	2028	6/28/2028	S331 53 001 00	STBG0053015D	ROW	BRIDGE REHABILITATION	CO0053	0.01	0.01	0.02	HWI-BR	\$10,000	\$8,000	GROUPABLE	PM2	26
MAIDSVILLE SLAB	2028	4/28/2029	S331 53 001 00	STBG0053019D	CON	BRIDGE REHABILITATION	CO0053	0.01	0.01	0.02	HWI-BR	\$85,000	\$68,000	GROUPABLE	PM2	26
MIRACLE RUN CULVERT	2026	3/28/2026	S331 171 231 00	STBG1701001D	ENG	BRIDGE REHABILITATION	CO0017/1	0.01	2.31	2.32	HWI-BR	\$25,000	\$20,000	GROUPABLE	PM2	27
MIRACLE RUN CULVERT	2026	4/28/2026	S331 171 231 00	STBG1701002D	ROW	BRIDGE REHABILITATION	CO0017/1	0.01	2.31	2.32	HWI-BR	\$50,000	\$40,000	GROUPABLE	PM2	27
MIRACLE RUN CULVERT	2026	9/28/2026	S331 171 231 00	STBG1701003D	CON	BRIDGE REHABILITATION	CO0017/1	0.01	2.31	2.32	HWI-BR	\$50,000	\$40,000	GROUPABLE	PM2	27
OLD KINGWOOD PIKE BR	2024	12/28/2023	S331 81 629 00	STBG0081040D	ENG	BRIDGE REPAIR	CO081	0.02	6.29	6.31	HWI-BR	\$600,000	\$480,000	GROUPABLE	PM2	28
OLD KINGWOOD PIKE BR	2025	10/28/2024	S331 81 629 00	STBG0081041D	ROW	BRIDGE REPAIR	CO081	0.02	6.29	6.31	HWI-BR	\$100,000	\$80,000	GROUPABLE	PM2	28
OLD KINGWOOD PIKE BR	2025	7/28/2025	S331 81 629 00	STBG0081042D	CON	BRIDGE REPAIR	CO081	0.02	6.29	6.31	HWI-BR	\$4,000,000	\$3,200,000	GROUPABLE	PM2	28
OSGOOD SLAB	2025	5/28/2025	S231 45 105 00	STBG0045089D	ENG	DESIGN STUDY - REPLACEMENT	CO0045	0.02	1.05	1.07	HWI-BR	\$120,000	\$96,000	GROUPABLE	PM2	29
OSGOOD SLAB	2026	9/28/2026	S331 45 105 00	STBG0045086D	ENG	BRIDGE REPLACEMENT	CO0045	0.02	1.05	1.07	HWI-BR	\$400,000	\$320,000	GROUPABLE	PM2	29
OSGOOD SLAB	2027	5/28/2027	S331 45 105 00	STBG0045087D	ROW	BRIDGE REPLACEMENT	CO0045	0.02	1.05	1.07	HWI-BR	\$100,000	\$80,000	GROUPABLE	PM2	29
OSGOOD SLAB	2028	10/28/2028	S331 45 105 00	STBG0045088D	CON	BRIDGE REPLACEMENT	CO0045	0.02	1.05	1.07	HWI-BR	\$600,000	\$480,000	GROUPABLE	PM2	29
RUBBLE RUN I-BEAM	2025	10/28/2024	S231 71 091 00	STBG0071165D	ENG	DESIGN STUDY - REPLACEMENT	CO0071	0.02	0.91	0.93	HWI-BR	\$120,000	\$96,000	GROUPABLE	PM2	30
RUBBLE RUN I-BEAM	2026	4/28/2026	S331 71 091 00	STBG0071166D	ENG	BRIDGE REPLACEMENT	CO0071	0.02	0.91	0.93	HWI-BR	\$400,000	\$320,000	GROUPABLE	PM2	30
RUBBLE RUN I-BEAM	2027	12/28/2026	S331 71 091 00	STBG0071167D	ROW	BRIDGE REPLACEMENT	CO0071	0.02	0.91	0.93	HWI-BR	\$100,000	\$80,000	GROUPABLE	PM2	30
SMITHTOWN ROAD TRAFFIC SIGNAL*	2024	4/12/2023	U331 119 1180 00	HSIP0119501D	ROW	INSTALL SIGNAL	US0119	0.15	11.8	11.95	HSIP	\$100,000	\$90,000	NOT GROUPABLE	PM1	31
SMITHTOWN ROAD TRAFFIC SIGNAL*	2024	4/12/2023	U331 119 1180 00	HSIP0119502D	CON	INSTALL SIGNAL	US0119	0.15	11.8	11.95	HSIP	\$1,200,000	\$1,080,000	NOT GROUPABLE	PM1	31
SMITHTOWN W-BEAM	2027	3/28/2027	S331 73 032 00	STBG0073097D	ENG	BRIDGE REHABILITATION	CO0073	0.03	0.32	0.35	HWI-BR	\$300,000	\$240,000	GROUPABLE	PM2	32
SMITHTOWN W-BEAM	2028	12/28/2027	S331 73 032 00	STBG0073098D	ROW	BRIDGE REHABILITATION	CO0073	0.03	0.32	0.35	HWI-BR	\$75,000	\$60,000	GROUPABLE	PM2	32
SOUTH FORK CULVERT	2025	6/28/2025	S331 9 200 00	STBG0009285D	ENG	BRIDGE REPAIR	CO0009	0.02	2	2.02	HWI-BR	\$20,000	\$16,000	GROUPABLE	PM2	33
SOUTH FORK CULVERT	2026	3/28/2026	S331 9 200 00	STBG0009286D	ROW	BRIDGE REPAIR	CO0009	0.02	2	2.02	HWI-BR	\$5,000	\$4,000	GROUPABLE	PM2	33
SOUTH FORK CULVERT	2027	12/28/2026	S331 9 200 00	STBG0009287D	CON	BRIDGE REPAIR	CO0009	0.02	2	2.02	HWI-BR	\$75,000	\$60,000	GROUPABLE	PM2	33
STAR CITY I/C IMPROVEMENT	2024	10/28/2023	U331791545000	NHPP0079156D	CON	RECONSTRUCT I/C	I079	0.8	154.5	155.3	OTHER-FED	\$66,000,000	\$0	NOT GROUPABLE	PM3	34
UNIVERSITY AVE +2	2025	1/28/2025	S331 55 0000 00	STP0055052D	CON	DESIGN/BUILD ADA RAMPS	CO055	1.33	0	1.33	CRP-FLEX	\$1,593,000	\$1,274,400	GROUPABLE	PM3	35
UNIVERSITY AVE BRIDGE	2024	3/28/2024	S331 119 1378 00	NHPP0119545D	ENG	BRIDGE REPAIR	US0119	0.06	13.78	13.84	HWI-BR	\$50,000	\$40,000	GROUPABLE	PM2	36
UNIVERSITY AVE BRIDGE	2024	6/28/2024	S331 119 1378 00	NHPP0119546D	ROW	BRIDGE REPAIR	US0119	0.06	13.78	13.84	HWI-BR	\$10,000	\$8,000	GROUPABLE	PM2	36
UNIVERSITY AVE BRIDGE	2025	3/28/2025	S331 119 1378 00	NHPP0119547D	CON	BRIDGE REPAIR	US0119	0.06	13.78	13.84	HWI-BR	\$500,000	\$400,000	GROUPABLE	PM2	36
US 119 MORGANTOWN LIGHTING*	2024	7/2/2023	U331119120700	NHPP0119493D	CON	UPDATE LIGHTING	US119		12.07	12.07	NHPP	\$2,000,000	\$1,600,000	GROUPABLE	PM1	37



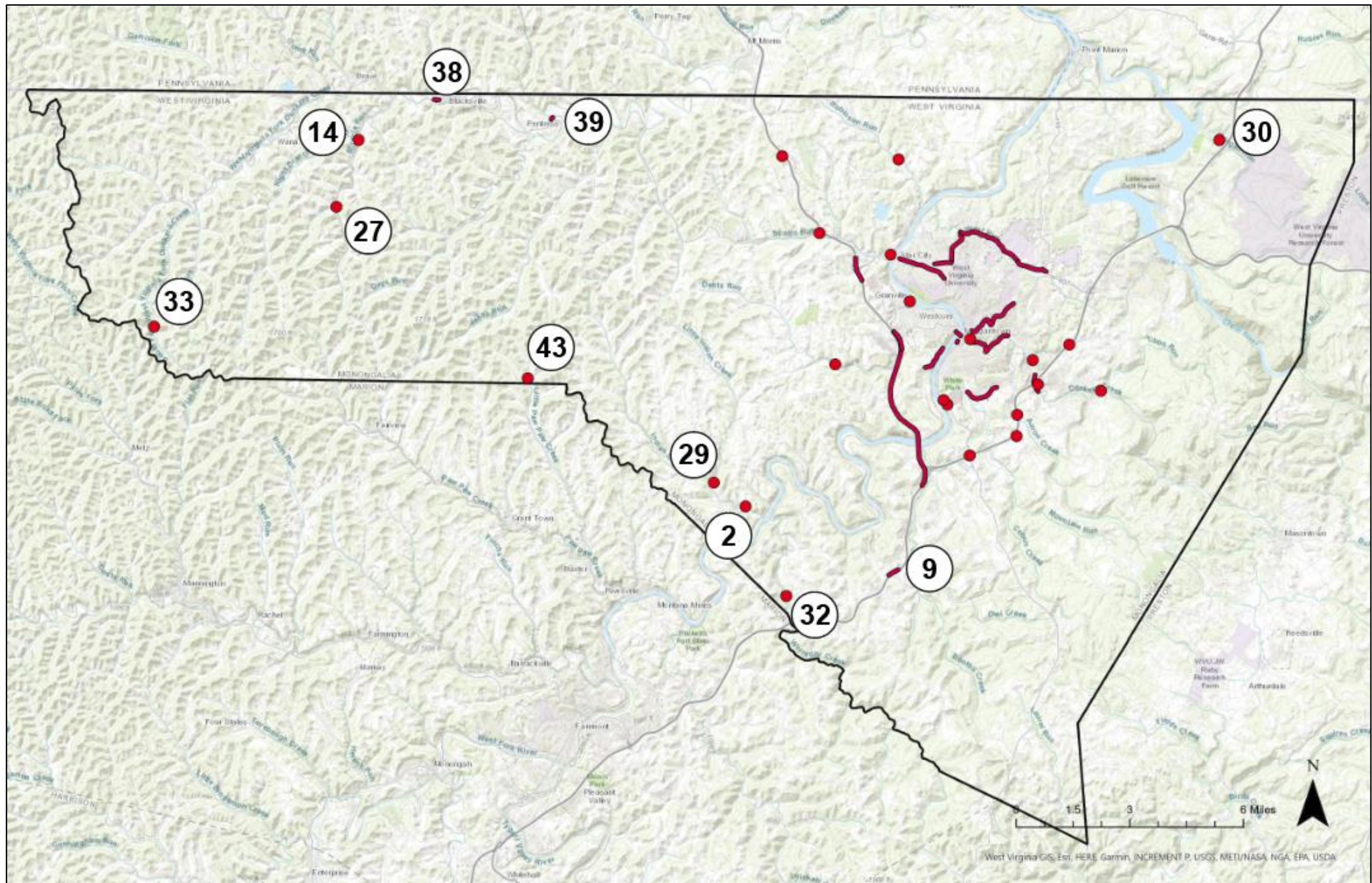
PROJECT NAME	FFY	OBLIG DATE	STATE PROJ#	FEDERAL PROJ#	PHASE	TYPE OF WORK	ROUTE	LENGTH	BEG. MP	END.MP	FUND TYPE	TOTAL DOLLAR COST	FED. DOLLAR COST	GROUPABLE	PERFORMANCE MEASURE	MAP ID
US ARMY SPC JOHN R TENNANT MEMORIAL BRIDGE	2025	6/28/2025	S331 7 1309 00	NHPP0007367D	ENG	BRIDGE REPAIR	WV0007	0.08	13.09	13.17	HWI-BR	\$50,000	\$40,000	GROUPABLE	PM2	38
US ARMY SPC JOHN R TENNANT MEMORIAL BRIDGE	2025	9/28/2025	S331 7 1309 00	NHPP0007368D	ROW	BRIDGE REPAIR	WV0007	0.08	13.09	13.17	HWI-BR	\$10,000	\$8,000	GROUPABLE	PM2	38
US ARMY SPC JOHN R TENNANT MEMORIAL BRIDGE	2026	3/28/2026	S331 7 1309 00	NHPP0007369D	CON	BRIDGE REPAIR	WV0007	0.08	13.09	13.17	HWI-BR	\$900,000	\$720,000	GROUPABLE	PM2	38
US MARINE SERGEANT DAVID PAUL MCCORD MEM BR	2024	6/28/2024	S231 7 1686 00	STBG0007325D	ENG	DESIGN STUDY - REPLACEMENT	WV0007	0.02	16.86	16.88	HWI-BR	\$450,000	\$400,000	GROUPABLE	PM2	39
US MARINE SERGEANT DAVID PAUL MCCORD MEM BR	2026	6/28/2026	S331 7 1686 00	NHPP0007329D	ENG	BRIDGE REPLACEMENT	WV0007	0.02	16.86	16.88	HWI-BR	\$600,000	\$480,000	GROUPABLE	PM2	39
US MARINE SERGEANT DAVID PAUL MCCORD MEM BR	2027	2/28/2027	S331 7 1686 00	NHPP0007330D	ROW	BRIDGE REPLACEMENT	WV0007	0.02	16.86	16.88	HWI-BR	\$100,000	\$80,000	GROUPABLE	PM2	39
US MARINE SERGEANT DAVID PAUL MCCORD MEM BR	2028	6/28/2028	S331 7 1686 00	NHPP0007331D	CON	BRIDGE REPLACEMENT	WV0007	0.02	16.86	16.88	HWI-BR	\$8,177,177	\$6,541,742	GROUPABLE	PM2	39
WALNUT STREET BRIDGE	2024	9/28/2024	S331 7 0.02 00	NHPP0007381D	ENG	BRIDGE REPAIR	WV0007	0.1	0.02	0.12	HWI-BR	\$300,000	\$240,000	GROUPABLE	PM2	40
WALNUT STREET BRIDGE	2025	11/28/2024	S331 7 0.02 00	NHPP0007382D	ROW	BRIDGE REPAIR	WV0007	0.1	0.02	0.12	HWI-BR	\$10,000	\$8,000	GROUPABLE	PM2	40
WALNUT STREET BRIDGE	2025	9/28/2025	S331 7 0.02 00	NHPP0007383D	CON	BRIDGE REPAIR	WV0007	0.1	0.02	0.12	HWI-BR	\$1,500,000	\$1,200,000	GROUPABLE	PM2	40
WEST RUN RD	2025	8/28/2025	U331 06701 00000 00	HSIP0671006D	CON	WIDEN ROAD	CO067/01	1.86	0	1.86	HSIP	\$2,400,000	\$2,400,000	GROUPABLE	PM1	41
WEST RUN ROAD (GO BOND 4)	2024	2/28/2024	U331 06701 00186 00	STP0671010	CON	IMPROVE I/S & WIDEN	CO067/01	0.86	1.86	2.72	STBG-FLEX	\$18,100,000	\$1,800,000	NOT GROUPABLE	PM3	42
Downtown Morgantown Microsimulation Study	2024	9/28/2023	T631- MICRO 24 00	STBG2023315D	OT	Planning Study	NA9999	0	0	0	STBG	\$400,000	\$100,000	NOT GROUPABLE	PM3	
INDIAN CREEK I-BEAM	2023	7/28/2023	S331 29 3 25700	STBG2903001D	CON	BRIDGE REPLACEMENT	CO0029/03	0.04	2.57	2.61	HWI-BR	\$630,000	\$504,000	GROUPABLE	PM2	43
BROCKWAY AVE	2023	8/28/2023	S331 7 3315 00	STP0007395D	ENG	MILL & PAVE	WV007	1.6	33.15	34.75	STBGFLEX	\$50,000	\$40,000	GROUPABLE	PM3	13
GREENBAG MULTI-USE PATH STUDY	2023	8/29/2023	X231 GBMUP 01 00	TAP2024036D	ENG	DESIGN STUDY	NA9999	0	0	0	TAP	\$1,000,000	\$800,000	GROUPABLE	PM1	n/a
MORGANTOWN INDUSTRIAL PARK ACCESS ROAD	2023	10/28/2023	X331 MIPAR 00 23	NFA2023312D	ENG	CONST NEW ROAD & BRIDGE	NA999	0	0	0	STBG-FLEX	\$6,250,000	\$0	NOT GROUPABLE	PM2	n/a
MORGANTOWN INDUSTRIAL PARK ACCESS ROAD	2024	10/28/2023	X331 MIPAR 00 23	STBG2023313D	ROW	CONST NEW ROAD & BRIDGE	NA1000	0	0	0	STBG-FLEX	\$8,000,000	\$6,400,000	NOT GROUPABLE	PM2	n/a
MORGANTOWN INDUSTRIAL PARK ACCESS ROAD	2024	2/28/2024	X331 MIPAR 00 23	STBG2024025D	CON	CONST NEW ROAD & BRIDGE	NA1001	0	0	0	STBG-FLEX	\$72,000,000	\$57,600,000	NOT GROUPABLE	PM3	n/a

\*The project funding has been authorized. It will be removed from the TIP Highway Project Table.











## **V Summary of MPO Metropolitan Transportation Plan Goals and Objectives**

(Updated 2022)

### **Goal #1: Safety. A safe, secure transportation system for all users that reduces fatalities and severe injuries.**

Objective:

- Minimize crashes through improvements to high-crash locations. Also consider local enforcement of traffic laws, and user education.
- Ensure that future growth and related transportation improvements prioritize transportation safety needs in planning and design.
- Reduce the number of crashes and serious injuries across all modes.
- Provide safe and comfortable networks for people of all ages and abilities.
- Reduce truck traffic on streets and in areas where significant numbers of bicyclists and pedestrians are present.

### **Goal #2: Mobility Choices. An integrated and connected multimodal system that provides safe, convenient options for bicyclists, pedestrians, and transit users as well as motor vehicles.**

Objective:

- Allow for convenient transfer between modes in the region to maximize travel efficiency
- Improve and expand infrastructure for pedestrians, bicyclists, transit users, and people with disabilities.
- Increase use of existing rail-trails for transportation purposes.
- Increase the geographic area in which people have convenient access to non-automobile modes.
- Encourage the use of the most efficient mode based on trip characteristics.

**Goal #3: System Reliability. Improve the reliability of the movement of people and goods across the region in support of time-sensitive freight movement and logistics.**

Objective:

- Eliminate or reduce current congestion and multimodal traffic flow restrictions on arterial and collector roadways.
- Ensure that future development and related transportation improvements proactively address capacity and connectivity needs.
- Provide adequate capacity and access to support current businesses.
- Increase options for freight movement that minimize truck traffic on non-interstate roadways.

**Goal #4: System Preservation. Maintain and enhance existing transportation infrastructure assets in a good state of repair**

Objective:

- Maximize the average of the weighted WVDOH Composite Condition Index (CCI) rating over a 10-year analysis period, subject to budget constraints.
- Replacing bridges to minimize the number and deck area of bridges in Poor condition, and minimize the number of loads posted bridges.
- Reduce or mitigate stormwater impacts of surface transportation systems.

**Goal #5: Equity. Provide healthy, convenient, and equitable transportation choices for those communities that are underserved or traditionally underrepresented.**

Objective:

- Create new opportunity for access to key destinations and jobs for underserved or disadvantaged populations.
- Invest in transportation improvements that encourage and support development/land use patterns that reduce the cost of transportation.

- Minimize any detrimental impacts of proposed transportation improvements upon neighborhoods.

**Goal #6: Economic Vitality. A transportation system that supports and enhances economic development goals and improves regional competitiveness in commerce.**

Objective:

- Enhance travel and tourism in the Morgantown-Monongalia urban area.
- Improve truck access to key industrial areas, and provide alternative truck routes that avoid our downtown areas.
- Address bottlenecks and first-mile/last-mile access to transit service.

**Goal #7: Livability. A transportation system and region that is attractive, sustainable, and contributes to regional well-being.**

Objective:

- Integrate the local context of the area into planning, design, and construction of transportation improvements.
- Address multimodal system needs in all planning, design, and construction of transportation improvements.
- Reduce automobile emissions and improve air quality

## **V Programmed Public Transportation Needs and Funding Streams**

**West Virginia University Personal Rapid Transit (PRT)**

<b>Fiscal Year</b>	<b>Project Description</b>	<b>Funding Source</b>	<b>Federal Funds</b>	<b>Match</b>	<b>Total Cost</b>
2024	Preventative Maintenance, Infrastructure Rehabilitation/Renovation	FFY 19 State of Good Repair-Section 5337	\$1,209,121	\$302,280	\$1,511,401
	Preventative Maintenance, Infrastructure Rehabilitation/Renovation	FFY 20 State of Good Repair-Section 5337	\$1,202,245	\$301,500	\$1,503,745
2025	Preventative Maintenance, Infrastructure Rehabilitation/Renovation	FFY 21 State of Good Repair-Section 5337	\$1,202,245	\$301,500	\$1,503,745
2026	Preventative Maintenance, Infrastructure Rehabilitation/Renovation	FFY 22 State of Good Repair-Section 5337	\$1,202,245	\$301,500	\$1,503,745
2027	Preventative Maintenance, Infrastructure Rehabilitation/Renovation	FFY 23 State of Good Repair-Section 5337	\$1,202,245	\$301,500	\$1,503,745
2028	Preventative Maintenance, Infrastructure Rehabilitation/Renovation	FFY 24 State of Good Repair-Section 5337	\$1,202,245	\$301,500	\$1,503,745

Monongalia County Urban Mass Transportation Authority (Mountain Line Transit Authority)

Monongalia County Urban Mass Transportation Authority AND Morgantown, Monongalia Metropolitan Planning Organization	Source	2024		2025		2026		2027		DEFINITIONS
		Federal	Local	Federal	Local	Federal	Local	Federal	Local	
<b>Operating Assistance</b>										
Operating Assistance	5307 -	\$3,401,120	\$3,401,120	\$3,484,495	\$3,484,495	\$3,401,120	\$3,401,120	\$3,401,120	\$3,401,120	Costs necessary to operate, maintain, and manage a public transportation system. Operating expenses usually include such costs as driver salaries, fuel, and items having a useful life of less than one year.
Operating Assistance	CMAQ	\$5,000	\$0	\$10,000	\$0	\$5,000	\$0			Funds to support van pools and reduce pollution.
Federal 5311(f) Intercity	5311	\$302,036	\$302,036	\$350,000	\$350,000	\$350,000	\$350,000	\$350,000	\$350,000	Regularly scheduled bus service for the general public that operates with limited stops over fixed routes
Operating Assistance	5310	\$84,000	\$21,000	\$84,000	\$21,000	\$84,000	\$21,000	\$84,000	\$21,000	Mobility management is a capital project activity that consists of short-range planning and management activities and projects for improving coordination among public transportation and other transportation service providers carried out by a recipient or sub-recipient through an agreement entered into with a person, including a government entity.
<b>Capitol Assistance</b>										
Operating Assistance - Capital	5307	\$200,000	\$50,000	\$200,000	\$50,000	\$200,000	\$50,000	\$200,000	\$50,000	5307 Preventative Maintenance
Revenue Rolling Stock Replacement	5307	\$97,419	\$24,355							For purchase of revenue producing vehicles.
Revenue Rolling Stock Replacement	5339	\$403,808	\$100,952	\$153,000	\$38,250	\$153,000	\$38,250	\$153,000	\$38,250	For the purchase of Revenue producing vehicles.

Section 5310 ENHANCED MOBILITY FOR SENIORS AND INDIVIDUALS WITH DISABILITIES	2023		2024		2025		2026		2027		2028	
	Federal	Local	Federal	Local	Federal	Local	Federal	Local	Federal	Local	Federal	Local
Small Urban	\$1,675,055	\$418,765	\$1,809,059	\$452,266	\$1,953,784	\$488,447	\$2,110,087	\$527,523	\$2,278,894	\$569,725	\$2,461,205	\$615,303
Rural	\$1,438,012	\$359,504	\$1,553,053	\$388,264	\$1,677,297	\$419,325	\$1,811,481	\$452,871	\$1,956,399	\$489,101	\$2,112,911	\$528,229

Section 5311 RURAL AREA FORMULA PROGRAM	2023		2024		2025		2026		2027		2028	
	Federal	Local	Federal	Local	Federal	Local	Federal	Local	Federal	Local	Federal	Local
5311	\$10,417,903	\$10,417,903	\$11,251,335	\$11,251,335	\$12,151,442	\$12,151,442	\$13,123,557	\$13,123,557	\$14,173,442	\$14,173,442	\$15,307,317	\$15,307,317
53119f) Intercity Bus	\$1,838,453	\$1,838,453	\$1,985,529	\$1,985,529	\$2,144,372	\$2,144,372	\$2,315,921	\$2,315,921	\$2,501,195	\$2,501,195	\$2,701,291	\$2,701,291
Rural Transportation Assistance Program (100% Federally Funded)	\$248,604	NA	\$268,492	NA	\$289,972	NA	\$313,169	NA	\$338,223	NA	\$365,281	NA
Appalachian Development Public Transportation Assistance Formula Program	\$2,732,479	\$2,732,479	\$2,951,077	\$2,951,077	\$3,187,164	\$3,187,164	\$3,442,137	\$3,442,137	\$3,717,508	\$3,717,508	\$4,014,908	\$4,014,908

Section 5339 STATE BUS AND BUS FACILITIES PROGRAM	2023		2024		2025		2026		2027		2028	
	Federal	Local	Federal	Local	Federal	Local	Federal	Local	Federal	Local	Federal	Local
	\$4,320,000	\$1,080,000	\$4,665,600	\$1,166,400	\$5,038,848	\$1,259,712	\$5,441,956	\$1,360,489	\$5,877,312	\$1,469,328	\$6,347,497	\$1,586,874

## Total MMMPO Federal Funding

	Federal Funding Source	2023-2024	2024-2025	2025-2026	2026-2027	2027-2028	2028-2029	Total	
Federal Highway Funds	NRT	\$ 270,680	\$ 48,000					\$ 318,680	
	HSIP	\$ 1,405,000	\$ 1,170,000	\$ 2,550,000				\$ 5,125,000	
	STBG- FLEX	\$ 5,768,911	\$ 74,189,210	\$ 1,488,587	\$ 642,000	\$ 1,488,587	\$ 1,479,210	\$ 85,056,505	
	STBG-OFF	\$ 480,000	\$ 480,000	\$ 480,000		\$ 480,000	\$ 480,000	\$ 2,400,000	
	HWI-BR	\$ 1,182,601	\$ 4,701,500	\$ 5,984,000	\$ 3,152,000	\$ 1,220,000	\$ 11,753,742	\$ 27,993,843	
	NHPP	\$ 1,782,000	\$ 4,650,000	\$ 4,600,000		\$ 80,000	\$ 755,008	\$ 11,867,008	
	CMAQ	\$ 12,000			\$ 380,000			\$ 392,000	
	TAP	\$ 800,000	\$ 1,212,409					\$ 2,012,409	
	STBG 50- 200K POP		\$ 6,000,000					\$ 6,000,000	
	STBG		\$ 100,000					\$ 100,000	
	CRP-FLEX			\$ 1,274,400				\$ 1,274,400	
		<b>Federal Highway Total</b>	<b>\$ 11,701,192</b>	<b>\$ 92,551,119</b>	<b>\$ 16,376,987</b>	<b>\$ 4,174,000</b>	<b>\$ 3,268,587</b>	<b>\$ 14,467,960</b>	<b>\$ 142,539,845</b>
	Federal Transit Funds	5307 - Operating Asiss		\$ 3,401,120	\$ 3,484,495	\$ 3,401,120	\$ 3,401,120		\$ 13,687,855
CMAQ - Operating Asiss			\$ 5,000	\$ 10,000	\$ 5,000			\$ 20,000	
5311 - Operating Asiss			\$ 302,036	\$ 350,000	\$ 350,000	\$ 350,000		\$ 1,352,036	
5310 - Operating Asiss			\$ 84,000	\$ 84,000	\$ 84,000	\$ 84,000		\$ 336,000	
5307 - Capital Asiss			\$ 200,000	\$ 200,000	\$ 200,000	\$ 200,000		\$ 800,000	
5307 - Capital Asiss			\$ 97,419					\$ 97,419	
5339 - Capital Asiss			\$ 403,808	\$ 153,000	\$ 153,000	\$ 153,000		\$ 862,808	
5310 - ENHANCED MOBILITY FOR SENIORS AND INDIVIDUALS WITH DISABILITIES - Small Urban		\$ 1,675,055	\$ 1,809,059	\$ 1,953,784	\$ 2,110,087	\$ 2,278,894	\$ 2,461,205	\$ 12,288,085	
5310 - ENHANCED MOBILITY FOR SENIORS AND INDIVIDUALS WITH DISABILITIES - Rural		\$ 1,438,012	\$ 1,553,053	\$ 1,677,297	\$ 1,811,481	\$ 1,956,399	\$ 2,112,911	\$ 10,549,154	
Section 5311 RURAL AREA FORMULA PROGRAM		\$ 15,237,439	\$ 16,456,434	\$ 17,772,949	\$ 19,194,785	\$ 20,730,368	\$ 22,388,797	\$ 111,780,771	
Section 5339 STATE BUS AND BUS FACILITIES PROGRAM		\$ 4,320,000	\$ 4,665,600	\$ 5,038,848	\$ 5,441,956	\$ 5,877,312	\$ 6,347,497	\$ 31,691,213	
		<b>Federal Transit Total</b>	<b>\$ 22,670,506</b>	<b>\$ 28,977,529</b>	<b>\$ 30,724,373</b>	<b>\$ 32,751,428</b>	<b>\$ 35,031,093</b>	<b>\$ 33,310,411</b>	<b>\$ 183,465,341</b>
		<b>Grand Total</b>	<b>\$ 34,371,698</b>	<b>\$ 121,528,648</b>	<b>\$ 47,101,360</b>	<b>\$ 36,925,428</b>	<b>\$ 38,299,680</b>	<b>\$ 47,778,371</b>	<b>\$ 326,005,186</b>



## **VI Analysis of Transportation Project Impact on Title VI and Environmental Justice Communities**

In keeping with the requirements of Title VI of the Civil Rights Act of 1964 as amended, and with Executive Order 12898. The Morgantown Monongalia MPO is charged with evaluating the impact of project on low income and minority population, including non-English speakers within Monongalia County. The MPO utilized Census data to determine the location of these populations in relation to scheduled transportation improvements and transit service in the area. In reviewing the locational data, it became apparent that the majority of these populations are associated with West Virginia University. It is assumed that low-income student populations are more likely to utilize transit and non-motorized forms of transportation.

The maps included in this section of the Transportation Improvement Program demonstrate that the subject populations in the urban area receive significant transportation benefits from the projects included in the TIP. Since none of the highway projects included in the TIP require significant relocation of homes or other long-term disruptions of any community, it is reasonable to assume that these communities will not be disproportionately adversely impacted by these actions any more than the members of the community at large.

### **Total Population**

The Census Bureau's American Community Survey indicated that Monongalia County had an estimated total population of 105,822. Approximately 68% (67,856) of those residents reside in and around the urban area.

### **Race**

There were about 16,863 Self-reported "non-white" residents in Monongalia County making up 16% of the County's population. Approximately 75% (12,613) of these residents live inside of the urban area with the highest density close to a WVU campus. This area is served by transit including the PRT, and given the total population density and related traffic volumes it does not appear that they are subject to an undue amount of disruptive activity from projects scheduled in the TIP.

### **Home Language**

There were 7,347 County residents who report that they speak a language besides English at home. Approximately 80% (5,852) of those residents reside inside or around of the urban area. The highest density area for this population is in the vicinity of the WVU campus. This area is served by transit including the PRT, and given the total population density and related traffic volumes the area does not appear to have an undue amount of disruptive activity scheduled in the TIP.

### **Poverty**

There are approximately 43,640 household in the county, including family households and non-family households. About 19% (8,207) of the total household reported that they are at or below poverty level. About 81% (6,648) of these households locate inside or close to the urban area. Overall, the urban area has a significantly higher density poverty level population than the areas of the County outside of the urban area. Within the urban area the highest density of poverty level residents is in the vicinity of WVU's campuses, and in Granville and Westover. These areas are served by transit and given the total population density and related traffic volumes in

these areas there does not appear to be an undue amount of disruptive activity scheduled in the TIP.

**Environmental Justice Analysis**

EJ Block Group Analysis is a system level evaluation on the relations between proposed projects and environmental justice populations. It documents the special relations of proposed projects and EJ Block Groups and the level of planned transportation investment in the area’s EJ and non-EJ neighborhoods. Both positive and negative impact of an investment are considered.

EJ Block Group: a census block group with a population that has either: 1) A higher percentage of households in poverty than the county average of 19 percent. Or 2) A higher percentage of minority residents than the county average of 16 percent.

Non-EJ Block Group: a census block group with a population that has both the same or a lower percentage of households in poverty than the county average of 19 percent and the same or a lower percentage of minority residents than the county average of 16 percent.

**Project Locations Relating to Environmental Justice Block Group**

The following table identifies each project’s location in relation to the environmental justice block group in the MPO area.

PROJECT NAME	TYPE OF WORK	TOTAL COST	FED. FUNDING	Relate to EJ Block Group	MAP ID
I-79 LIGHTING (AUTH AC)	LIGHTING	\$500,000	\$450,000	Yes	1
I-79 LIGHTING	LIGHTING	\$7,500,000	\$6,750,000	Yes	1
EVERETTVILLE BR*	REPLACE BRIDGE	\$1,490,100	\$390,101	No	2
WILLEY ST*	RESURFACING 1.5-2"	\$2,464,000	\$1,971,200	Yes	3
RIVER ROAD SLIDES	SLIDE REPAIR	\$1,475,000	\$1,475,000	Yes	4
RIVER ROAD SLIDES	SLIDE REPAIR	\$6,000,000	\$6,000,000	Yes	4
VAN VOORHIS RD (GO BOND 4) *	WIDEN, IMPROVE DRAINAGE, ADD SIDEWALKS	\$8,500,000	\$850,000	Yes	5
M&J ARCH	BRIDGE REPAIR	\$105,000	\$84,000	No	6
PLEASANT HILL BRIDGE EB +1*	BRIDGE REPAIR	\$5,000	\$4,500	Yes	7
PLEASANT HILL BRIDGE EB +1*	BRIDGE REPAIR	\$815,000	\$733,500	Yes	7
EXIT 152 NB & SB RAMPS	RESURFACING	\$980,000	\$882,000	Yes	8

PROJECT NAME	TYPE OF WORK	TOTAL COST	FED. FUNDING	Relate to EJ Block Group	MAP ID
EXIT 146 SB EXIT RAMP	RESURFACING	\$1,000,000	\$900,000	No	9
BURROUGH ST	MILL & PAVE	\$897,200	\$717,760	Yes	10
JOSEPH C BARTOLO MEMORIAL BRIDGE	BRIDGE REPAIR	\$250,000	\$200,000	Yes	11
JOSEPH C BARTOLO MEMORIAL BRIDGE	BRIDGE REPAIR	\$100,000	\$80,000	Yes	11
JOSEPH C BARTOLO MEMORIAL BRIDGE	BRIDGE REPAIR	\$2,500,000	\$2,000,000	Yes	11
BROOKHAVEN ROAD IMPROVEMENTS	INSTALL TRAVEL LANES; SIGNAL	\$15,000	\$12,000	Yes	12
BROCKWAY AVE	MILL & PAVE	\$800,000	\$640,000	Yes	13
BROOKHAVEN ROAD IMPROVEMENTS	INSTALL TRAVEL LANES; SIGNAL	\$475,000	\$380,000	Yes	12
BULA SLAB	DESIGN STUDY - REPLACEMENT	\$550,000	\$440,000	No	14
BULA SLAB	BRIDGE REPLACEMENT	\$600,000	\$480,000	No	14
DELLSLOW ARCH	DESIGN STUDY - REPLACEMENT	\$600,000	\$480,000	No	15
DELLSLOW ARCH	BRIDGE REPLACEMENT	\$100,000	\$80,000	No	15
DELLSLOW ARCH	BRIDGE REPLACEMENT	\$850,000	\$680,000	No	15
DUG HILL BRIDGE +1	DESIGN STUDY - REPLACEMENT	\$450,000	\$360,000	Yes	16
DUG HILL BRIDGE +1	BRIDGE REPLACEMENT	\$600,000	\$480,000	Yes	16
DUG HILL BRIDGE +1	BRIDGE REPLACEMENT	\$100,000	\$80,000	Yes	16
GREENBAG ROAD (GO BOND 4) *	IMPROVE I/S & WIDEN	\$16,000,000	\$0	Yes	17
I-68 EXIT 7 RAMPS	2 " MILL/PAVE, CONCRETE REPAIR RAMPS	\$2,000,000	\$1,600,000	Yes	18

PROJECT NAME	TYPE OF WORK	TOTAL COST	FED. FUNDING	Relate to EJ Block Group	MAP ID
I-79 SB WELCOME CENTER	WIDEN RAMP, PARKING LOT, SDWKS, DRAINS	\$1,250,000	\$1,000,000	No	19
I/S WV 100 & DENTS RUN IMPROVEMENT	IMPROVE TURNING RADIUS/INTERSECTION	\$150,000	\$150,000	No	25
INTERSTATE 68 OVERPASS*	BRIDGE RENOVATION	\$50,000	\$40,000	Yes	21
INTERSTATE 68 OVERPASS*	BRIDGE RENOVATION	\$4,500,000	\$3,600,000	Yes	21
JACK FLEMING MEMORIAL BRIDGE WB & EB	BRIDGE REPAIR	\$10,000	\$8,000	Yes	22
JACK FLEMING MEMORIAL BRIDGE WB & EB	BRIDGE REPAIR	\$400,000	\$360,000	Yes	22
JACK FLEMING MEMORIAL BRIDGE WB & EB	BRIDGE REPAIR	\$3,000,000	\$2,700,000	Yes	22
JERE SLAB	DESIGN STUDY - REPLACEMENT	\$250,000	\$200,000	No	23
JERE SLAB	BRIDGE REPLACEMENT	\$400,000	\$320,000	No	23
JERE SLAB	BRIDGE REPLACEMENT	\$100,000	\$80,000	No	23
JERE SLAB	BRIDGE REPLACEMENT	\$943,760	\$755,008	No	23
LAUREL POINT BRIDGE (GO BOND 2/3)	REPLACE BRIDGE	\$2,100,000	\$0	No	24
LOWER SCOTTS RUN BRIDGE	BRIDGE REHABILITATION	\$350,000	\$280,000	No	20
LOWER SCOTTS RUN BRIDGE	BRIDGE REHABILITATION	\$30,000	\$24,000	No	20
MIRACLE RUN CULVERT	BRIDGE REHABILITATION	\$25,000	\$20,000	Yes	27
MIRACLE RUN CULVERT	BRIDGE REHABILITATION	\$50,000	\$40,000	Yes	27
MIRACLE RUN CULVERT	BRIDGE REHABILITATION	\$50,000	\$40,000	Yes	27
OLD KINGWOOD PIKE BR	BRIDGE REPAIR	\$600,000	\$480,000	Yes	28

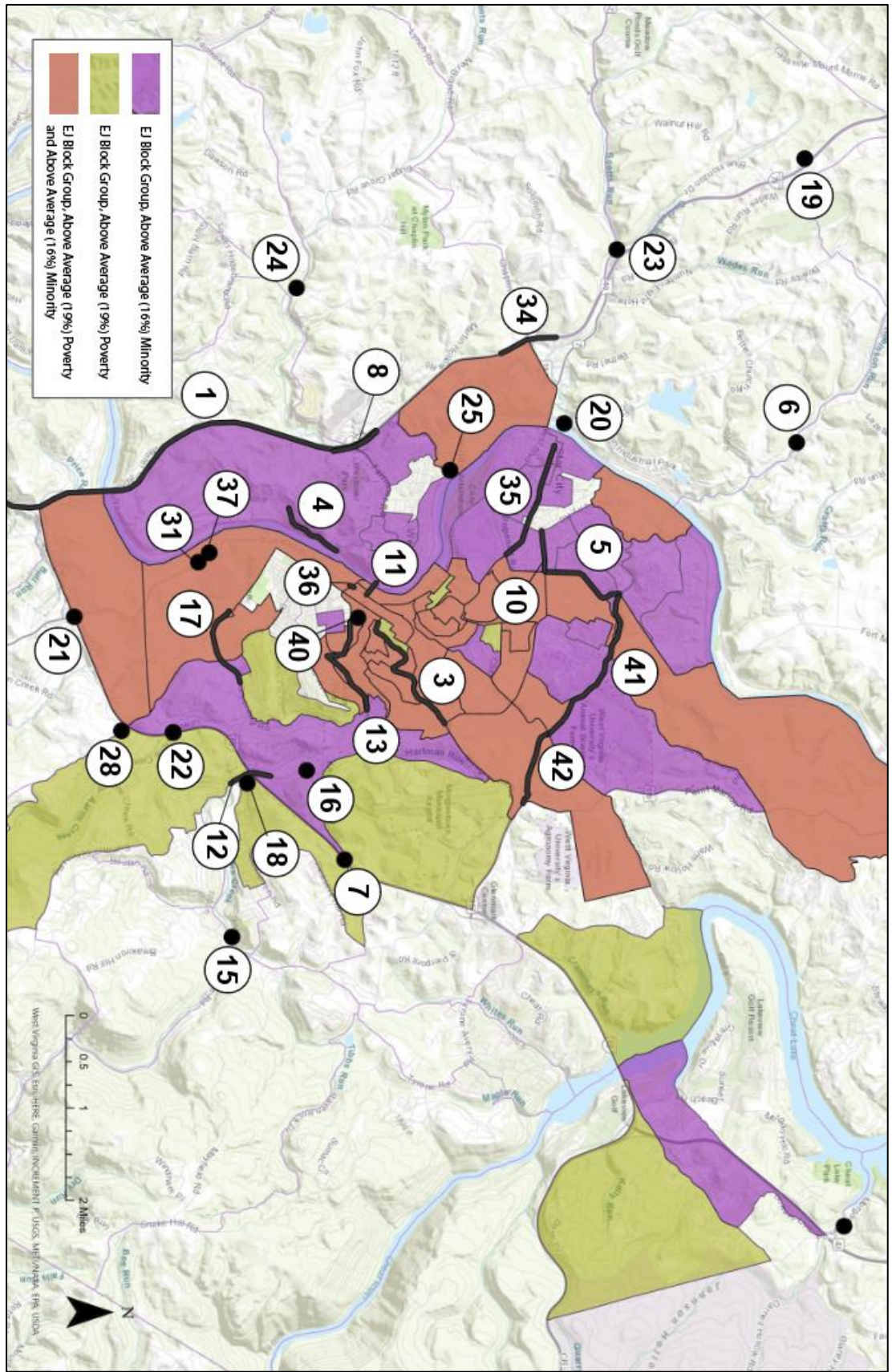
PROJECT NAME	TYPE OF WORK	TOTAL COST	FED. FUNDING	Relate to EJ Block Group	MAP ID
OLD KINGWOOD PIKE BR	BRIDGE REPAIR	\$100,000	\$80,000	Yes	28
OLD KINGWOOD PIKE BR	BRIDGE REPAIR	\$4,000,000	\$3,200,000	Yes	28
OSGOOD SLAB	DESIGN STUDY - REPLACEMENT	\$120,000	\$96,000	No	29
OSGOOD SLAB	BRIDGE REPLACEMENT	\$400,000	\$320,000	No	29
OSGOOD SLAB	BRIDGE REPLACEMENT	\$100,000	\$80,000	No	29
OSGOOD SLAB	BRIDGE REPLACEMENT	\$600,000	\$480,000	No	29
RUBBLE RUN I-BEAM	DESIGN STUDY - REPLACEMENT	\$120,000	\$96,000	Yes	30
RUBBLE RUN I-BEAM	BRIDGE REPLACEMENT	\$400,000	\$320,000	Yes	30
RUBBLE RUN I-BEAM	BRIDGE REPLACEMENT	\$100,000	\$80,000	Yes	30
SMITHTOWN ROAD TRAFFIC SIGNAL*	INSTALL SIGNAL	\$100,000	\$90,000	Yes	31
SMITHTOWN ROAD TRAFFIC SIGNAL*	INSTALL SIGNAL	\$1,200,000	\$1,080,000	Yes	31
SMITHTOWN W-BEAM	BRIDGE REHABILITATION	\$300,000	\$240,000	No	32
SMITHTOWN W-BEAM	BRIDGE REHABILITATION	\$75,000	\$60,000	No	32
SOUTH FORK CULVERT	BRIDGE REPAIR	\$20,000	\$16,000	Yes	33
SOUTH FORK CULVERT	BRIDGE REPAIR	\$5,000	\$4,000	Yes	33
SOUTH FORK CULVERT	BRIDGE REPAIR	\$75,000	\$60,000	Yes	33
STAR CITY I/C IMPROVEMENT	RECONSTRUCT I/C	\$66,000,000	\$59,400,000	Yes	34
UNIVERSITY AVE +2	DESIGN/BUILD ADA RAMPS	\$1,593,000	\$1,274,400	Yes	35
UNIVERSITY AVE BRIDGE	BRIDGE REPAIR	\$50,000	\$40,000	Yes	36
UNIVERSITY AVE BRIDGE	BRIDGE REPAIR	\$10,000	\$8,000	Yes	36
UNIVERSITY AVE BRIDGE	BRIDGE REPAIR	\$500,000	\$400,000	Yes	36

<b>PROJECT NAME</b>	<b>TYPE OF WORK</b>	<b>TOTAL COST</b>	<b>FED. FUNDING</b>	<b>Relate to EJ Block Group</b>	<b>MAP ID</b>
US 119 MORGANTOWN LIGHTING*	UPDATE LIGHTING	\$2,000,000	\$1,600,000	Yes	37
US ARMY SPC JOHN R TENNANT MEMORIAL BRIDGE	BRIDGE REPAIR	\$50,000	\$40,000	No	38
US ARMY SPC JOHN R TENNANT MEMORIAL BRIDGE	BRIDGE REPAIR	\$10,000	\$8,000	No	38
US ARMY SPC JOHN R TENNANT MEMORIAL BRIDGE	BRIDGE REPAIR	\$900,000	\$720,000	No	38
US MARINE SERGEANT DAVID PAUL MCCORD MEM BR	DESIGN STUDY - REPLACEMENT	\$450,000	\$400,000	No	39
US MARINE SERGEANT DAVID PAUL MCCORD MEM BR	BRIDGE REPLACEMENT	\$600,000	\$480,000	No	39
US MARINE SERGEANT DAVID PAUL MCCORD MEM BR	BRIDGE REPLACEMENT	\$100,000	\$80,000	No	39
US MARINE SERGEANT DAVID PAUL MCCORD MEM BR	BRIDGE REPLACEMENT	\$8,177,177	\$6,541,742	No	39
WALNUT STREET BRIDGE	BRIDGE REPAIR	\$300,000	\$240,000	Yes	40
WALNUT STREET BRIDGE	BRIDGE REPAIR	\$10,000	\$8,000	Yes	40
WALNUT STREET BRIDGE	BRIDGE REPAIR	\$1,500,000	\$1,200,000	Yes	40
WEST RUN RD	WIDEN ROAD	\$2,400,000	\$2,400,000	Yes	41

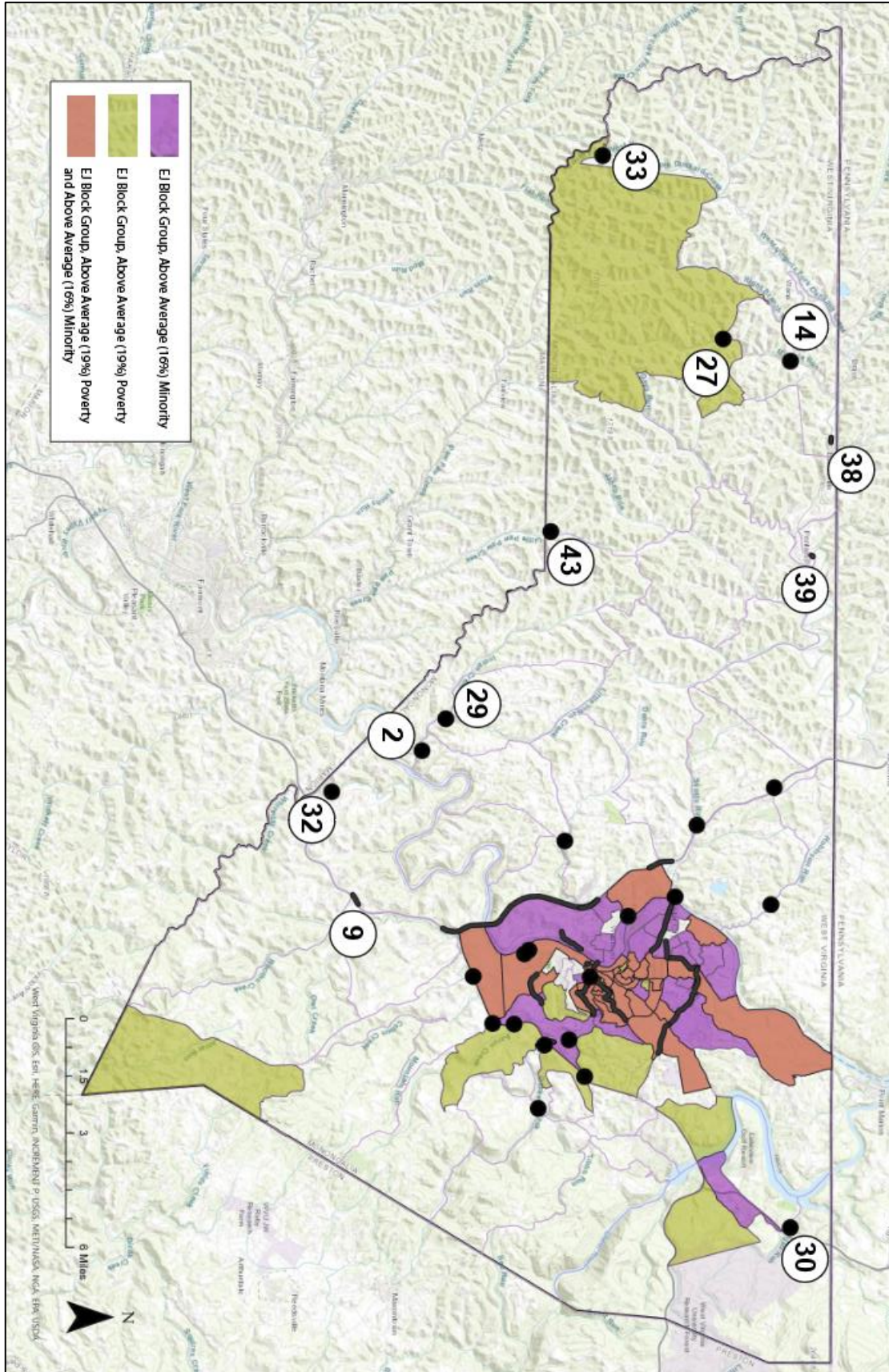
<b>PROJECT NAME</b>	<b>TYPE OF WORK</b>	<b>TOTAL COST</b>	<b>FED. FUNDING</b>	<b>Relate to EJ Block Group</b>	<b>MAP ID</b>
WEST RUN ROAD (GO BOND 4)	IMPROVE I/S & WIDEN	\$18,100,000	\$1,800,000	Yes	42
INDIAN CREEK I-BEAM	BRIDGE REPLACEMENT	\$630,000	\$504,000	No	43
BROCKWAY AVE	MILL & PAVE	\$50,000	\$40,000	Yes	13

\*The project funding has been authorized. It will be removed from the TIP Highway Project Table.










## **VII Certification**


## METROPOLITAN TRANSPORTATION PLANNING PROCESS CERTIFICATION

WHEREAS the USDOT Infrastructure Investment and Jobs Act (IIJA) legislation requires the Morgantown Monongalia Metropolitan Planning Organization (MPO) to certify that its transportation planning process is in conformance with regulations; in accordance with 23 CFR 450.220, the West Virginia Department of Transportation and the Morgantown Monongalia Metropolitan Planning Organization, the Metropolitan Planning Organization for the Greater Morgantown and Monongalia County urbanized area, hereby certify that that the transportation planning process is addressing the major issues in the metropolitan planning area and is being conducted in accordance with all applicable requirements of:



- I. 23 U.S.C. 134 and 135, 49 U.S.C. 5303 and 5304, 23 CFR Part 450 and this subpart;
- II. In nonattainment and maintenance areas, sections 174 and 176 (c) and (d) of the Clean Air Act, as amended (42 U.S.C. 7504, 7506 (c) and (d)) and 40 CFR part 93;
- III. Title VI of the Civil Rights Act of 1964, as amended (42 U.S.C. 2000d-1) and 49 CFR part 21;
- IV. 49 U.S.C. 5332, prohibiting discrimination on the basis of race, color, creed, national origin, sex, or age in employment or business opportunity;
- V. Section 1101(b) of the IIJA (Pub. L. 117-58) and 49 CFR part 26 regarding the involvement of disadvantaged business enterprises in USDOT funded projects;
- VI. 23 CFR part 230, regarding the implementation of an equal employment opportunity program on Federal and Federal-aid highway construction contracts;
- VII. The provisions of the Americans with Disabilities Act of 1990 (42 U.S.C. 12101 *et seq.*) and 49 CFR parts 27, 37, and 38;
- VIII. The Older Americans Act, as amended (42 U.S.C. 6101), prohibiting discrimination on the basis of age in programs or activities receiving Federal financial assistance;
- IX. Section 324 of title 23 U.S.C. regarding the prohibition of discrimination based on gender; and
- X. Section 504 of the Rehabilitation Act of 1973 (29 U.S.C. 794) and 49 CFR part 27 regarding discrimination against individuals with disabilities.

**Morgantown Monongalia MPO**

  
Executive Director

  
Date

**West Virginia Department of Transportation**

  
Signature  
  
Title

  
Date

## **VIII List of Major Projects completed the Last Five Years (2019 – 2023)**



<b>Street/Bridge Name</b>	<b>Type of Work</b>	<b>Funding Source</b>	<b>Total Cost</b>	<b>Start Date</b>	<b>Complete Date</b>
Morgantown Airport IND PK	New Roadway Construction	STPS	\$2,163,000	2/28/2014	1/28/2020
Mon River Water Trail Map	Development and Printing Trail Map	NRT	\$8,000	9/6/2017	1/5/2020
Westover Park Loop 2012	Trail Construction	NRT	\$43, 000	10/2/2017	7/16/2019
Day Brook Rd	Resurface	NFA	\$757, 000	8/28/2020	9/14/2020
Monongalia Blvd - Stewart	Resurface	NHPP	\$6457, 000	4/3/2019	9/17/2019
WV 705 COMN	Environment Assessment	STP	\$4, 000	9/2/2010	4/30/2020
Airport Exit BR	Replace Deck, Abutments	NFA	\$4,318, 000	7/6/2018	11/7/2019
Cheat Rd	Resurface, Milling, Ditch	STP	\$535, 000	8/10/2020	10/16/2020
Fairchance Rd	Resurface	NFA	\$372, 000	10/16/2020	10/23/2020
Recall Striping	District Wide Pavement Markings	HSIP	\$60, 000	6/28/2018	5/19/2019
Recall Striping	District Wide Pavement Markings	STP	\$318, 000	10/18/2019	12/1/2020
Roadway Striping	District Wide Install PVMT Mark	STP	\$1534, 000	5/1/2018	2/25/2019
Roadway Striping	District Wide Install PVMT Mark	HSIP	\$1863, 000	5/28/2019	7/17/2019
Roadway Striping	District Wide Install PVMT Mark	STP	\$2025, 000	5/11/2020	8/17/2020
FY21 MMMPO	Statewide HWY Planning and Research	SPR	\$315, 000	7/1/2020	6/28/2021
Mason-Dixon Hwy	Corr Slide(Soil Nails)	NFA	\$150, 000	7/28/2020	12/18/2020
WANA - Blacksville	Resurface	NHPP	\$942, 000	4/27/2020	6/8/2020
Kings Run Rd - Buckeye Rd	Resurface	NHPP	\$939, 000	8/28/2019	11/13/2019
Cassville Slide	Slide Repair	MARP	\$171, 000	9/1/2020	11/20/2020
WV 7/CR857	Intersection Improvement	CMAQ	\$3,732, 000	3/4/2020	7/15/2020
Bethel Rd	2" Base Course	MARP	\$414, 000	8/13/2020	11/11/2020
Arnettsville Arch Bridge	Repair Bridge	NFA	\$2,065, 000	5/1/2018	3/20/2020
Monongahela Blvd Lighting	Upgrade Lighting	NHHS	\$677, 000	10/31/2019	6/24/2020
Monongahela Blvd TWLTL	Construct TWLTL	HSIP	\$4,147, 000	7/6/2018	5/21/2019
College Ave +3	Design Build ADA Ramps	STP	\$462, 000	9/9/2019	5/12/2020
Jakes Rd	Resurface	MARP	\$73, 000	8/13/2020	11/11/2020
Little Indian Creek Rd	Corr Slide(Soil Nails)	NFA	\$456, 000	7/28/2020	12/18/2020

<b>Street/Bridge Name</b>	<b>Type of Work</b>	<b>Funding Source</b>	<b>Total Cost</b>	<b>Start Date</b>	<b>Complete Date</b>
Morgan Run Rd	Bridge Inspection	BR-NBIS	\$316, 000	6/15/2012	3/25/2019
Brand Rd	2" Base Course	MARP	\$326, 000	9/4/2020	11/30/2020
Bowlby Rd/Bethel Church Rd/Number 8 Hollow	2" Base Course	MARP	\$519, 000	9/1/2020	12/8/2020
Bertha Hill Rd	Corr Slide(Soil Nails)	NFA	\$169, 000	7/28/2020	12/18/2020
Pineview Rd	Resurface	STBG	\$305, 000	10/28/2019	12/2/2019
Morgantown Maryland Lighting	Install Lighting	HSIP	\$4,460, 000	4/22/2018	9/16/2019
Coopers Rock Pipe	Replace Pipe	NHPP	\$48, 000	9/10/2019	11/13/2019
Smithtown Rd	Resurface	STBG	\$1,091, 000	10/28/2019	12/11/2019
CPL Thomas Bennett Mem Bridge	Inspection	BR-NBIS	\$552,000	7/22/2011	3/25/2019
Blue Horizon Dr - PA State Line	Warranty SPEC	NFA	\$18,802,000	11/1/2017	1/8/2019
Kingwood Pike	Corr Slide(Soil Nails)	NFA	\$161,000	7/28/2020	12/10/2020
ACS-Lite System	Design and Construct ACS-Lite System	CMAQ	\$2,196,000	8/25/2011	11/2/2019
Deckers Creek Trail Repair	Repair Trail	NRT	\$206,000	8/23/2019	11/22/2020