

# **Morgantown Monongalia Metropolitan Planning Organization**



## **Transportation Improvement Program**

**FY 2022-FY 2026**

**Morgantown Monongalia Metropolitan Planning Organization  
243 High Street Room 110  
Morgantown WV**

Adopted

November, 2021

# **Table of Contents**

**I - Introduction**

**II - Metropolitan Planning Organization Committees**

**III - Glossary**

**IV - List of Programmed and Ongoing Highway Projects and Map of Programmed Projects, and  
Summary of MPO Metropolitan Transportation Plan Goals and Objectives**

**V - Programmed Public Transportation Needs and Funding Stream**

**VI - Analysis of Transportation Project Impact on Title VI and Environmental Justice  
Communities**

**VII - Certification**

**VIII - List of Projects Completed for the Last Five Years**

**I-Introduction**  
**Transportation Improvement Program (TIP)**  
**Purpose and Development**

The Morgantown Monongalia Metropolitan Planning Organization (MMMPO) was established as the urban area's transportation planning agency in 2003 as required by Federal legislation for any urban area with a population over 50,000. The two primary responsibilities of the MMMPO are the development of the Urban Area's Metropolitan Transportation Plan with a minimum of a 20 year planning horizon and the oversight of the use of federal surface transportation funds within the planning area. The MMMPO is charged with ensuring that use of federal funds is consistent with the goals and objectives of the Metropolitan Transportation Plan. This document is the primary tool for that oversight.

In accordance with 23 CFR 450 subpart C the Morgantown Monongalia Metropolitan Planning Organization (MMMPO) is charged with developing the local Transportation Improvement Program (TIP) documenting the expenditure of Federal Funds on regionally significant transportation projects. Two primary purposes of the TIP are to monitor progress implementing the area's Metropolitan Transportation Plan (MTP), and to provide an opportunity for the area's stakeholders to comment on the expenditure of Federal Funds in the area. Federal regulation requires that the TIP be prepared as part of a continuous, cooperative, and comprehensive planning process, that includes an open public involvement process. This TIP includes a list of both public transportation and highway projects programmed for implementation by WVDOT, West Virginia University Personal Rapid Transit System, and Mountain Line Transit. In addition to currently scheduled projects the TIP includes a list of projects completed in the area over the last five years. This is consistent with the requirements of Federal legislation.

The TIP must also be fiscally constrained and be consistent with the area's Metropolitan Transportation Plan. To meet these requirements the MMMPO prepares the draft TIP in cooperation with the West Virginia Department of Transportation, Mountain Line Transit, West Virginia University, and other area institutions and stakeholders. The MPO also identifies how each project is consistent with the policies of the Metropolitan Transportation Plan.

The MPO relies on the State of West Virginia's ongoing budget analysis to assure that the programmed projects are fiscally feasible in the short term. The list of currently programmed projects is the primary purpose for developing a TIP, it provides local decision makers with the opportunity to track progress in implementing the Metropolitan Transportation Plan and it provides the public with an opportunity to comment on how Federal funds are spent for transportation purposes. Given that the WVDOT is the primary funding agency for projects in the MPO area, the list of programmed projects has been prepared in cooperation with and reviewed by WVDOT to ensure that the list is financially constrained given the future year funding anticipated by WVDOT.

MAP 21 passed by Congress in 2012 and the FAST Act (Fixing America's Surface Transportation) of 2016 requires the States and Metropolitan Planning Organizations to establish performance measures to identify how transportation investments are meeting national goals. States are required to establish the goals for these performance measures and MPOs are to adopt

the State goals or establish their own goals within 180 days of the establishment of the State goals. To date West Virginia has adopted statewide Highway Safety Improvement Program goals. The MMMPO adopted the State goals for this program in January of 2020 as shown in the appendix. The MMMPO anticipates adopting goals for the remaining Federal categories as the State progresses through the process. The MMMPO will modify this TIP accordingly.

In addition to the TIP the MPO prepares a Priority List as an informational item for the WVDOT as they prepare the State Transportation Improvement Program. The Priority List expresses the order in which the MPO would like to see the MTP Projects implemented.

The Mountain Line Transit System as the grant recipient for FTA 5307 Urbanized Formula funds is primarily responsible for the development of the Transit portion of the Local TIP. As a grant recipient of Federal funds for the maintenance of the Personal Rapid Transit system (PRT) WVU prepares that portion of the TIP related to these funds.

### **Public Involvement**

Once the draft TIP is prepared it is submitted for review by the public during a thirty (30) day public comment period and by the MPO's Committees. The Technical Advisory Committee made up of technical staff from WVDOT and the area's municipalities, and the Citizens Advisory Committee which includes representatives of the general public as well as groups specifically interested in bicycle and pedestrian planning are the MPO Committee's charged with reviewing this document. The results of the Public and Committee comments are then provided to the MPO's Policy Board for their review prior to final adoption of the TIP.

## **II-2018 Morgantown Monongalia MPO Committee Membership**

### **MPO Policy Board**

Chairman: Tom Bloom, Monongalia County Commission

Vice-Chairman: Ron Justice, West Virginia University

Treasurer: Patricia Lewis, Mayor of Granville

Secretary, Executive Director: Bill Austin

Jeff Arnett, Monongalia County Commission

Sean Sikora, Monongalia County Commission

Jenny Selin, City of Morgantown City Council

Bill Kawecki, City of Morgantown City Council

Dave Harshbarger, City of Morgantown City Council

Westover City Council Member to be Determined

Steve Blinco, Recorder, Star City

Delegate Joe Statler, Blacksville

Michael Kelly, Monongalia County Board of Education

Dave Bruffy, Mountain Line Transit Authority

Brian Carr, West Virginia Department of Transportation-Division of Highways

### **MPO Citizen's Advisory Committee**

Christiaan Abildso (Chairman)

Matt Cross

Thomas Zeni

Kelli LaNeve

Ed Sneckenberger

Chip Wamsley

Robert Mullins

Heather Britton

Matthew Ridgway

## **MPO Transportation Technical Advisory Committee**

Bill Austin, Morgantown Monongalia MPO (Chairman)

Maria Smith, Mountain Line Transit

Jason Workman, Federal Highway Administration

Brian Carr, WV Division of Highway

Damien Davis, City of Morgantown

Rickie Yeager, City of Morgantown

Latina Mayle, Town of Granville

Jeremy Evans, West Virginia University

Andrew Gast-Bray Monongalia County

Michael Dougherty, Westover

### **III-Glossary Transportation Agencies**

FHWA-Federal Highway Administration

FTA-Federal Transit Administration

WVDOT-West Virginia Department of Transportation

MPO-Morgantown Monongalia Metropolitan Planning Organization

#### **Federal Funding Classifications**

ADHS-Appalachian Development Highway System

ARRA-American Recovery and Rehabilitation Act

BR-Bridge Replacement and Rehabilitation

CMAQ-Congestion Mitigation and Air Quality

FAST Act-Fixing America's Surface Transportation Act

HSIP-Highway Safety Improvement Program

IM-Interstate Maintenance

MAP-21-Moving Ahead for Progress in the 21<sup>st</sup> Century

#### **Work Categories**

CON-Construction, ENG.-Engineering, M-Maintenance, P/PE-Planning and Planning and Environmental, ROW-Right of Way

NHPP-National Highway Performance Program

NRT-National Recreational Trail

SAFTEA-Safe, Accountable, Flexible, Transportation Efficiency Act of 2003

STP-Surface Transportation Program

Section 5307-FTA Formula (Operating and Capital)

Section 5311-Rural Area Formula Grants

Section 5337-State of Good Repairs Grants

Section 5339-Bus and Bus Facilities Program

TA-Transportation Alternatives funding

**IV List of Programmed and Ongoing Projects and Map of Programmed  
Urban Area Projects**



Federal ID	State ID	Project Name	FFY	Funding Source	Phase	Federal Funds	Total Funds	Route	BMP	Miles	Type of Work	Obligation Date	Status <sup>i</sup>	PM <sup>ii</sup>	Groupable	MPO Goals <sup>iii</sup>	Date of Approval	Map #
STP0055052D	S3315509000	UNIVERSITY AVE +2	2025	STBG	CON	\$1,274,400	\$1,593,000	CO055	0	1.33	DESIGN/BUILD ADA RAMPS	1/28/2025	A	PM3	Yes	1, 2, 6	10/22/2020	1
TAP2020175D	U331 MORGA 19 00	PLEASANT ST STREETSCAPE	2023	TAP	CON	\$480,000	\$384,000	NA	0	0	CONSTRUCT SIDEWALKS	4/28/23	A	PM3	Yes	2, 6		2
STP0100157D	S33110000000	HOLLAND AVE +1	2022	STBG	CON	\$626,400	\$783,000	WV100	0	2.4	DESIGN/BUILD ADA RAMPS	1/28/22	A	PM3	Yes	1, 2, 6	10/22/2020	3
<del>CMAQ2020069D</del>	<del>S331MMMP2000</del>	<del>MMMP VANPOOL</del>	<del>2022</del>	<del>CMAQ</del>	<del>ENG</del>	<del>\$20,000</del>	<del>\$20,000</del>	None	0	0	<del>VANPOOL PURCHASE</del>	10/28/21	A	PM3	Yes	7	10/22/2020	--
NHPP0019497DTC	S33119104300	HOLLAND AVE + 1	2022	NHPP	CON	\$1,450,000	\$1,450,000	US119	10.42	2.9	MILL & PAVE	7/28/2022	A	PM2	Yes	1, 3, 6	8/20/2020	4
STP0007305D	S3317331500	BROCKWAY AVE	2023	STBG	CON	\$640,000	\$800,000	WV007	33.15	1.6	MILL & PAVE	10/28/2022	A	PM2	Yes	1, 3, 6	8/20/2020	5
STP0592001D	S33159200000	BURROUGH ST	2023	STBG	CON	\$211,200	\$264,000	CO059/02	0	0.44	MILL & PAVE	10/28/2022	A	PM2	Yes	3, 6	8/20/2020	6
TAP2018216D	U331MONON604	DUNKARD AVE SIDEWALKS PHASE V	2022	TAP	CON	\$192,000	\$240,000	NA999	0	0	CONSTRUCT SIDEWALK	10/28/2021	A	PM3	Yes	2, 6	8/20/2020	7
TAP2018215D	U331MONON604	DUNKARD AVE SIDEWALKS PHASE V	2022	TAP	ENG	\$48,000	\$60,000	NA999	0	0	CONSTRUCT SIDEWALK	7/28/2022	A	PM3	Yes	1, 2, 6 7	8/20/2020	--
NHPP0068183D	S3316868000	I-68 EXIT 7 RAMPS	2024	NHPP	CON	\$704,000	\$880,000	I068	6.8	0.9	2" MILL/PAVE, CONCRETE REPAIR RAMPS	12/28/2023	A	PM2	Yes	3, 4	6/18/2020	8
NHPP0793286D	S331791583000	I-79 SB WELCOME CENTER	2024	NHPP	CON	\$1,000,000	\$1,250,000	I079	158.3	0.69	WIDEN RAMP, PARKING LOT, SDWKS, DRAINS	12/28/2023	A	PM2	Yes	6	6/18/2020	9
NHPP0068182DTC	S3316898400	CHEAT LAKE - COOPERS ROCK	2022	NHPP	CON	\$5,800,000	\$5,800,000	I068	9.84	5.04	RESURFACING	12/28/2021	A	PM2	Yes	3, 4, 8	6/18/2020	10
NFA2317346	S3311967600	LAUREL POINT BRIDGE (GO BOND 2/3)	2022	OTHER- BOND	CON	\$0	\$2,100,000	US019	6.76	0.02	REPL BRIDGE	1/28/2022	A	PM2	Yes	3	6/18/2020	11
NHPP0793287D	S331791522800	EXIT 152 NB & SB RAMPS	2022	NHPP	CON	\$585,000	\$650,000	I079	152.2	0.67	RESURF	10/28/2021	A	PM2	Yes	3, 4, 8	6/18/2020	12
NHPP0793000D	S331791460000	EXIT 146 SB EXIT RAMP	2022	NHPP	CON	\$675,000	\$750,000	I079	146	0.1	RESURF	10/28/2021	A	PM2	Yes	3, 4, 8	6/18/2020	13
NRT2015041D	U331STARC800	STAR CITY TRAIL CONNECTOR	2022	NRT	CON	\$73,600	\$92,000	NA999	0	0	CONSTRUCT TRAIL	4/28/2022	A	PM3	Yes	2, 6, 7	4/13/2020	14
NFA2617005	U33119 01144 00	UNIVERSITY AVE - CAMPUS DR	2022	NHPP	CON	\$384,000	\$4,800,000	US019	11.44	0.4	WIDEN ROADWAY	3/28/2022	A	PM1, PM3	Yes	1, 3, 6	4/13/2020	15
STBG0045080DTC	S33145115000	RIVER ROAD SLIDES	2022	STBG	CON	\$6,000,000	\$6,000,000	CO045	11.5	0.67	SLIDE REPAIR	7/28/2022	A	PM1	Yes	3, 8	11/21/2019	16
STBG0045082DTC	S33145115000	RIVER ROAD SLIDES	2022	STP	ROW	\$1,475,000	\$1,475,000	CO045	11.5	0.67	SLIDE REPAIR	10/28/2021	A	PM1	Yes	3, 8	11/21/2019	--
NRT2018217D	U331CAPER300	CAPERTON TRAIL LIGHTING	2022	NRT	ENG	\$20,000	\$25,000	NA999	0	0	INSTALL LIGHTING	7/28/2021	A	PM3	Yes	3, 6	7/17/2019	--
NRT2018218D	U331CAPER300	CAPERTON TRAIL LIGHTING	2023	NRT	CON	\$100,000	\$125,000	NA999	0	0	INSTALL LIGHTING	7/28/2023	A	PM3	Yes	3, 6	7/16/2019	--
NRT2018236D	U331 CAPER 2 00	CAPERTON TRAIL DRAINAGE	2022	NRT	ENG	\$12,000	\$15,000	NA999	0	0	DESIGN/UPGRADE DRAINAGE	10/28/2021	A	PM3	Yes	3, 6	--*	--
NRT2018214D	U331CAPER200	CAPERTON TRAIL DRAINAGE	2022	NRT	CON	\$31,400	\$39,250	NA999	0	0	DESIGN/UPGRADE DRAINAGE	12/28/2021	A	PM3	Yes	3, 6	6/10/2019	--
NFA2317029D	U331791545000	STAR CITY I/C IMPROVEMENTS (GO BOND 3)	2024	OTHER- FED	CON	\$0	\$66,000,000	I079	154.5	0.8	RECONSTRUCT I/C	10/28/2023	A	PM3	No	3, 8	7/11/2018	17
NFA2317022D	U3318570006700	GREENBAG ROAD (GO BOND 4)	2025	OTHER- BOND	CON	\$0	\$16,000,000	CO857	0.67	1.08	IMPROVE I/S & WIDEN	10/28/2024	A	PM1, PM3	No	1, 3, 4, 6	3/26/2018	18

Federal ID	State ID	Project Name	FFY	Funding Source	Phase	Federal Funds	Total Funds	Route	BMP	Miles	Type of Work	Obligation Date	Status	PM	Groupable	MPO Goals	Date of Approval	Map #
STP0857020DTC	U3318570006700	GREENBAG ROAD (GO BOND 4)	2024	STBG	ROW	\$3,000,000	\$3,000,000	CO857	0.67	1.08	IMPROVE I/S & WIDEN	10/28/2023	A	PM1, PM3	No	1, 3, 4, 6	3/26/2018	--
NFA2617007	U33167118600	WEST RUN ROAD (GO BOND 4)	2022	STBG	CON	\$12,000,000	\$12,000,000	CO067/01	1.86	0.86	IMPROVE I/S & WIDEN	10/28/2022	A	PM1, PM3	No	1, 3, 6	3/26/2018	19
NRT2015294D	U331 MONRV100	MON RIVER RAIL TRL MNT EQ	2023	NRT	ENG	\$48,000	\$60,000	NA999	0	0	EQUIPMENT PURCHASE	8/28/2023	A	PM I	Yes	3, 7	1/26/2018	--
TAP2016336D	U331MORGA2000	MORGANTOWN MULTIUSE PATH	2022	TAP	CON	\$300,000	\$375,000	NA999	0	0	DESIGN/CONST TRAIL	6/28/2022	A	PM3	Yes	1, 2, 3, 6	3/29/2017	20
NRT2015244D	T631NORTH100	NORTH CENTRAL RAIL TRAIL MAP UPDATE	2022	NRT	ENG	\$20,800	\$26,000	NA999	0	0	UPDATE & PRINT TRAIL BROCHURE	7/28/2022	A	PM3	Yes	3, 6	11/14/2016	--
HSIP0100152D	U33110010200	I/S WV 100 & DENTS RUN IMPROVEMENT	2023	HSIP	CON	\$150,000	\$150,000	WV100	1.02	0.2	IMPROVE TURNING RADIUS/INTERSECTION	10/28/2022	A	PM1	Yes	3	9/25/2015	21
CMAQ0007264D	U3317362000	BROOKHAVEN ROAD IMPROVEMENTS	2023	CMAQ	CON	\$380,000	\$475,000	WV007	36.2	0.4	INSTALL TRAVEL LANES: SIGNAL	7/28/2023	A	PM1	Yes	1, 3, 6	9/25/2015	22
CMAQ0007263D	U3317362000	BROOKHAVEN ROAD IMPROVEMENTS	2022	CMAQ	ROW	\$12,000	\$15,000	WV007	36.2	0.4	INSTALL TRAVEL LANES: SIGNAL	7/28/2021	A	PM1	No	1, 3, 6	9/25/2015	--
HSIP0671006D	U33167100000	WEST RUN ROAD	2023	HSIP	CON	\$2,400,000	\$2,400,000	CO067/01	0	1.86	WIDEN ROAD	8/28/2023	A	PM1, PM3	Yes	1, 3, 6	9/25/2015	23
TEA2012638D	U331MORGA1700	WALNUT ST STREETSCAPE 2012	2022	TAP	CON	\$238,000	\$297,500	NA	0	0	CONST WALK, CROSSWALKS, CURB CUTS, LIGHTING	4/28/2022	A	PM3	Yes	6	8/26/2015	24
STP0045089DTC	S331 045 00242 00	EVERETTVILLE BR	2022	STBG	CON	\$500,000	\$500,000	CO045	2.42	0.01	REPLACE BRIDGE	11/28/2021	A	PM2	Yes	3	8/26/2015	25
ACST1925001DTC	S331192505500	MORRIS BUILDERS BR +1	2022	STBG-OFF	CON	\$1,125,000	\$1,125,000	CO019/25	0.55	0.02	REPLACE BRIDGE	10/28/2021	A	PM2	Yes	3	8/26/2015	--
NRT2014219D	U331FOUND100	FOUNDRY ST LINKAGE TRAIL	2022	NRT	CON	\$24,256	\$30,320	NA	0	0	CONSTRUCT TRAIL	11/28/2021	A	PM3	Yes	2, 3, 6, 7	8/26/2015	26
TEA2014195D	U331MORGA1800	MORGANTOWN BICYCLE SIGNAGE	2022	TAP	CON	\$96,000	\$120,000	NA999	0	0	PURCHASE BICYCLE SIGNAGE	7/28/2021	A	PM3	Yes	1, 2, 3, 6	8/26/2015	--
NFA2617006	U3310590000000	VAN VOORHIS RD	2023	STBG	CON	\$8,500,000	\$8,500,000	CO059	0	0.94	WIDEN, DRAINAGE, ADD SIDEWALKS	2/28/2023	A	PM1, PM3	No	1, 3, 6	1/21/2021	27
NHPP0793308D	U384 79 10974 00	I-79 BRIDGE REHABILITATIONS	2022	NHPP	ROW	\$162,900	\$181,000	I-79	109.74	50.26	REHAB BR3 - DESIGN/BUILD	10/28/2021	A	PM2	No	4, 8	--*	28
NHPP0793313D	U384 79 14037 00	I-79 BRIDGE REPLACEMENTS	2022	HWI-BR	CON	\$10,896,000	\$13,620,000	I-79	140.37	19.63	REPLACE 4 BR - DESIGN/BUILD	6/28/2022	A	PM2	No	4, 8	--*	--
NHPP0793312DTC	U384 79 14037 00	I-79 BRIDGE REPLACEMENTS	2022	NHPP	ROW	\$48,000	\$48,000	I-79	140.37	19.63	REPLACE 4 BR - DESIGN/BUILD	6/28/2022	A	PM2	No	4, 8	--*	--
NHPP0793313D	U384 79 14037 00	I-79 BRIDGE REPLACEMENTS (BUILD GRANT)	2022	EARMARK-GRANT	CON	\$20,000,000	\$20,000,000	I-79	140.37	19.63	REPLACE 4 BR - DESIGN/BUILD	6/28/2022	A	PM2	No	4, 8	--*	--
NHPP0793309D	U384 79 10974 00	I-79 BRIDGE REHABILITATIONS	2022	HWI-BR	CON	\$34,568,000	\$43,210,000	I-79	109.74	50.26	REHAB BR3 - DESIGN/BUILD	8/28/2022	A	PM2	No	4, 8	--*	--
STP0119481D	S331 119 1442 00	WILLEY ST	2023	STBG	CON	\$500,000	\$625,000	US119	14.42	1.25	Resurface	3/28/2023	A	PM2	Yes	1, 3, 6	--*	29
HSIP0705020D	U331 705 018 00	PATTESON DR RRFB	2022	HSIP	CON	\$150,000	\$150,000	WV705	0	0.18	INSTALL RRFB	11/28/2021	A	PM1	No	4, 8	--*	30
NHST2023015D	T684 NBIS 23 00	FY 23 SF BR INSPECT - D4	2022	STBG	ENG	\$400,000	\$500,000	NA999	0	0	BRIDGE INSPECTION BY SF	8/28/2022	A	PM2	Yes	4, 8	--*	--
NHST2023015D	T684 NBIS 23 00	FY 23 SF BR INSPECT - D4	2022	STBG-OFF	ENG	\$400,000	\$500,000	NA999	0	0	BRIDGE INSPECTION BY SF	8/28/2022	A	PM2	Yes	4, 8	--*	--
SPR2023318D	T699 SPR 23 08	PL OTHER FY 23 MMMPO	2022	PL	Other	\$264,000	\$330,000	NA999	0	0	HWY PLANNING & RESEARCH	5/28/2022	A		Yes	4, 8	--*	--
NHST2024015D	T684 NBIS 24 00	FY 24 SF BR INSPECT - D4	2023	STBG	ENG	\$400,000	\$500,000	NA999	0	0	BRIDGE INSPECTION BY SF	8/28/2023	A	PM2	Yes	4, 8	--*	--
NHST2024015D	T684 NBIS 24 00	FY 24 SF BR INSPECT - D4	2023	STBG-OFF	ENG	\$400,000	\$500,000	NA999	0	0	BRIDGE INSPECTION BY SF	8/28/2023	A	PM2	Yes	4, 8	--*	--
NHST2025019D	T684 NBIS 25 00	FY 25 SF BR INSPECT - D4	2024	STBG-OFF	ENG	\$400,000	\$500,000	NA999	0	0	BRIDGE INSPECTION BY SF	8/28/2024	A	PM2	Yes	4, 8	--*	--
NHST2025019D	T684 NBIS 25 00	FY 25 SF BR INSPECT - D4	2024	STBG	ENG	\$400,000	\$500,000	NA999	0	0	BRIDGE INSPECTION BY SF	8/28/2024	A	PM2	Yes	4, 8	--*	--

NHST2026015D	T684 NBIS 25 00	FY 26 SF BR INSPECT - D4	2025	STBG-OFF	ENG	\$400,000	\$500,000	NA999	0	0	BRIDGE INSPECTION BY SF	8/28/2025	A	PM2	Yes	4, 8	--*	--
NHST2026015D	T684 NBIS 25 00	FY 26 SF BR INSPECT-D4	2025	STBG	ENG	\$400,000	\$500,000	NA999	0	0	BRIDGE INSPECTION BY SF	8/28/2025	A	PM2	Yes	4, 8	--*	--

<sup>1</sup> Project Status. A = Active; C = Completed or Nearly Completed

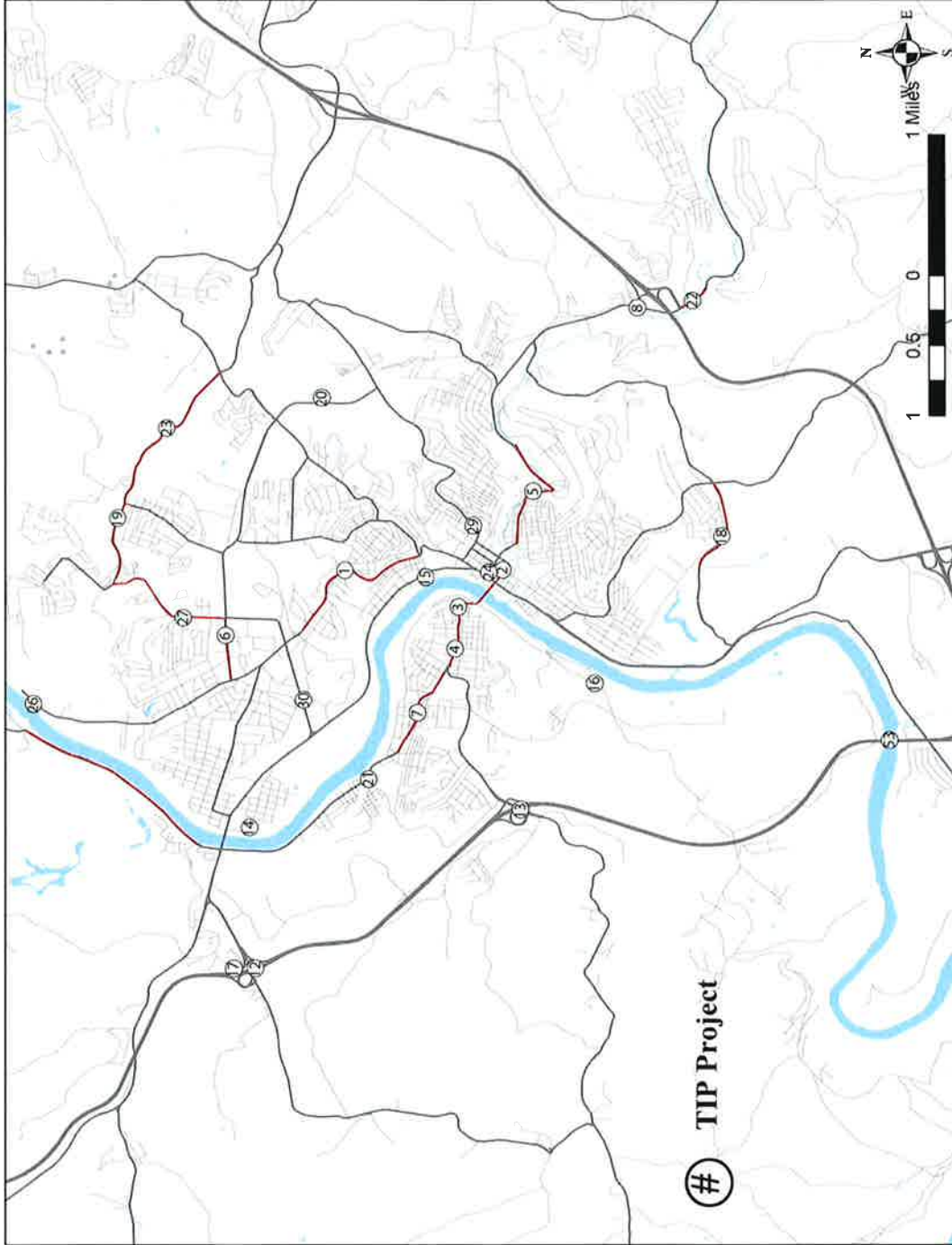
<sup>11</sup> Performance Measures outlined in the WV DOH STIP. All target performance measures are noted by WV DOH, except those enclosed in parentheses which are noted by MMMPO staff.

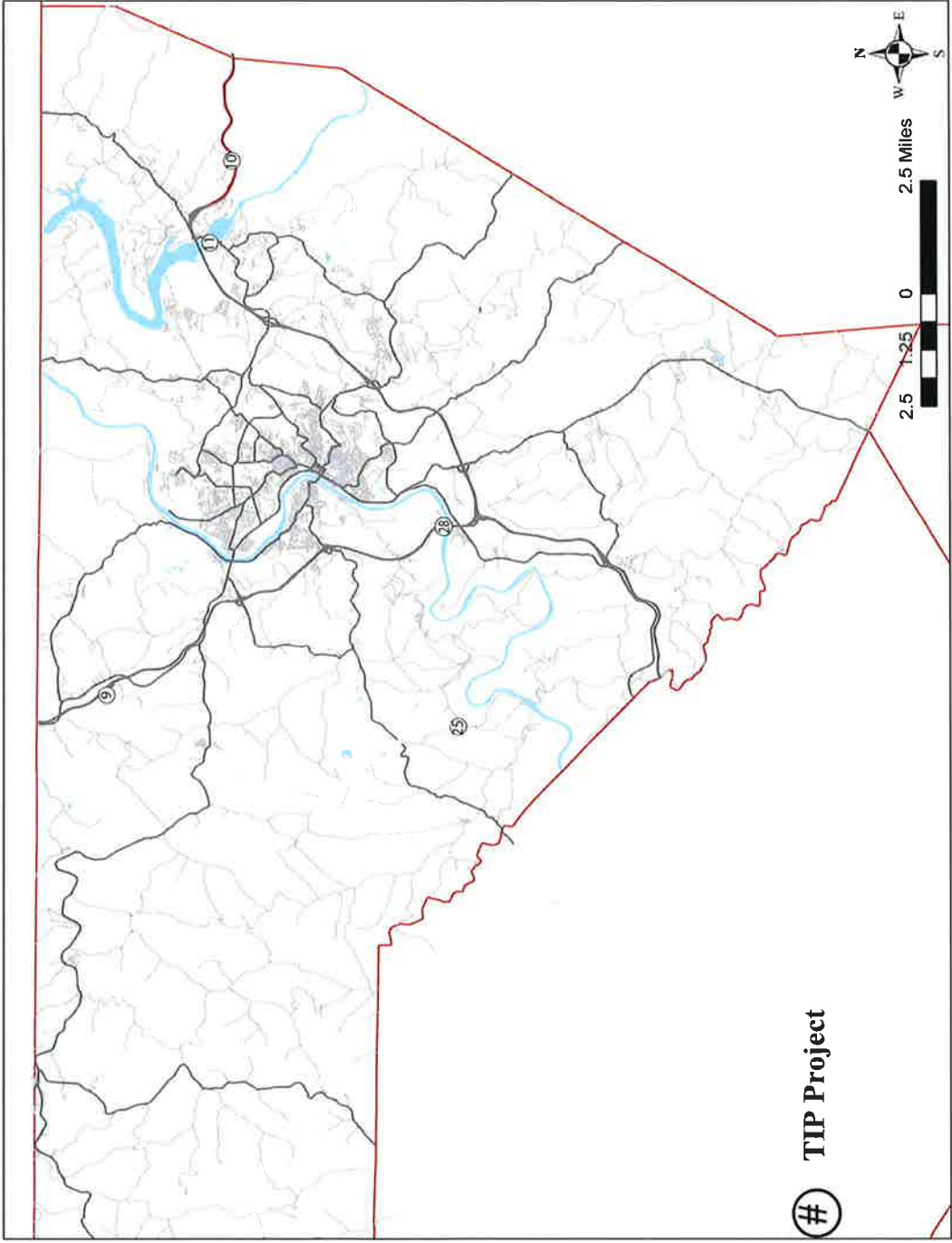
- Performance Measure 1 (PM1): safety of transportation network
- Performance Measure 2 (PM2): condition of pavement and bridge infrastructure
- Performance Measure 3 (PM3): reliability of the transportation, freight, and congestion mitigation and air quality

<sup>10</sup> MMMPO Metropolitan Transportation Plan Goals, as adopted in 2017. All target goals are noted by MMMPO staff.

- Goal #1: a multimodal transportation system that efficiently moves people and goods
- Goal #2: a transportation system in which all modes are highly integrated and connected
- Goal #3: a multimodal transportation system that safely moves people and goods
- Goal #4: a transportation system that maximizes the efficiency of freight movement through and within the area
- Goal #5: greater collaboration between local agencies, state officials, and private interests in the pursuit and funding of transportation improvements
- Goal #6: A transportation system that is attractive, sustainable, and livable
- Goal #7: Reduce automobile trip demand, especially during peak travel hours
- Goal #8: A multimodal transportation system that enhances the homeland security of the region

\*Approved with adoption of TIP





**Statewide Projects in the Statewide Transportation Improvement Program (STIP)**  
 This table is to inform the MM/MPO area residents of statewide projects that may or may not impact the area in the future. The projects are not approved by the MM/MPO.

FFY	Obligate Date	Fund Type	Phase	Route	Project Name	Type of Work	State Project #	Federal Project #	Length	BEG.M P	Total Cost	Federal Funds	Groupable	PM Measures
2022	8/28/2022	NHPP	ENG	NA999	FY 23 SF BR INSPECT - STATEWIDE	BRIDGE INSPECTION BY SF	T699 NBIS 23 00	NHST2023022D	0	0	\$200,000	\$160,000	GROUPABLE	PM2
2022	8/28/2022	STBG	ENG	NA999	FY 23 SF BR INSPECT - TRAINING	BRIDGE INSPECTION TRAINING	T699 NBIS 23 02	NHST2023024D	0	0	\$250,000	\$200,000	GROUPABLE	PM2
2023	3/28/2023	HSP	CON	NA	RDWY DEPARTURE ASSESSMENT A	IMPROVE RDWY DEPARTURES	T699 RDWA 20 00	HSIP2020059D	0	0	\$1,076,000	\$968,400	GROUPABLE	PM1
2023	3/28/2023	HSP	CON	NA	RDWY DEPARTURE ASSESSMENT D	IMPROVE RDWY DEPARTURES	T699 RDWD 20 00	HSIP2020057D	0	0	\$876,000	\$788,400	GROUPABLE	PM1
2023	3/28/2023	HSP	CON	NA	RDWY DEPARTURE ASSESSMENT B	IMPROVE RDWY DEPARTURES	T699 RDWB 20 00	HSIP2020051D	0	0	\$895,000	\$805,500	GROUPABLE	PM1
2023	3/28/2023	HSP	CON	NA	RDWY DEPARTURE ASSESSMENT E	IMPROVE RDWY DEPARTURES	T699 RDWE 20 00	HSIP2020053D	0	0	\$713,000	\$641,700	GROUPABLE	PM1
2023	3/28/2023	HSP	CON	NA	RDWY DEPARTURE ASSESSMENT C	IMPROVE RDWY DEPARTURES	T699 RDWC 20 00	HSIP2020055D	0	0	\$947,000	\$852,300	GROUPABLE	PM1
2023	4/28/2023	NHPP	CON	NA999	INTERSTATE STRIPING (EVERY OTHER YEAR)	STRIPING	S399 STRIP 23 02	NHPP2023023D	0	0	\$6,300,000	\$6,300,000	GROUPABLE	PM1
2023	4/28/2023	NHPP	CON		APD STRIPING (EVERY OTHER YEAR)	STRIPING		NHPP2023023D		0	\$7,600,000	\$7,600,000	GROUPABLE	PM1
2023	8/28/2023	NHPP	ENG	NA999	FY 24 SF BR INSPECT - STATEWIDE	BRIDGE INSPECTION BY SF	T699 NBIS 24 00	NHST2024022D	0	0	\$200,000	\$160,000	GROUPABLE	PM2
2023	8/28/2023	STBG	ENG	NA999	FY 24 SF BR INSPECT - TRAINING	BRIDGE INSPECTION TRAINING	T699 NBIS 24 02	NHST2024024D	0	0	\$250,000	\$200,000	GROUPABLE	PM2
2024	8/28/2024	STBG	ENG	NA999	FY 25 SF BR INSPECT - TRAINING	BRIDGE INSPECTION TRAINING	T699 NBIS 25 02	NHST2025024D	0	0	\$250,000	\$200,000	GROUPABLE	PM2
2024	8/28/2024	NHPP	ENG	NA999	FY 25 SF BR INSPECT - STATEWIDE	BRIDGE INSPECTION BY SF	T699 NBIS 25 00	NHST2025026D	0	0	\$200,000	\$160,000	GROUPABLE	PM2
2025	4/28/2025	NHPP	CON	NA999	INTERSTATE STRIPING (EVERY OTHER YEAR)	STRIPING	S399 STRIP 25 01	NHPP2025027D	0	0	\$6,300,000	\$6,300,000	GROUPABLE	PM1
2025	4/28/2025	NHPP	CON		APD STRIPING (EVERY OTHER YEAR)	STRIPING		NHPP2025023D		0	\$7,600,000	\$7,600,000	GROUPABLE	PM1
2025	8/28/2025	NHPP	ENG	NA999	FY 26 SF BR INSPECT - STATEWIDE	BRIDGE INSPECTION BY SF	T699 NBIS 26 00	NHST2026023D	0	0	\$200,000	\$160,000	GROUPABLE	PM2
2025	8/28/2025	STBG	ENG	NA999	FY 26 SF BR INSPECT - TRAINING	BRIDGE INSPECTION TRAINING	T699 NBIS 26 02	NHST2026024D	0	0	\$250,000	\$200,000	GROUPABLE	PM2

## V Summary of MPO Metropolitan Transportation Plan Goals and Objectives

(Updated 2017)

- 1) **Goal 1-A multimodal transportation system that efficiently moves goods and people**
  - a. Eliminate/reduce current congestion...
  - b. Ensure that future development and related...improvements address capacity needs...proactively
  - c. Improve ingress/egress to most densely developed/highest activity areas of the region
  - d. Provide adequate transportation capacity to support existing business
  - e. Focus capacity improvements for all modes in areas of desired future growth...
  
- 2) **Goal 2-A transportation system in which all modes are highly integrated and connected**
  - a. ...allow for convenient transfer from one mode to another
  - b. ...encourage the use of the most efficient mode...based on the characteristic of the trip...
  - c. Increase the...area in which people have access to non-automobile modes.
  - d. Reduce reliance on automobile for travel
  - e. Better serve those who do not/cannot own and drive a personal automobile.
  - f. Allow for efficient transfer of goods between modes.
  - g. Improve and expand infrastructure for pedestrians, bicyclists and people with disabilities.
  - h. Increase the use of existing rail trails for transportation purposes
  
- 3) **Goal 3-A multimodal transportation system that safely moves people and goods**
  - a. Minimize crashes
  - b. Ensure that future...transportation improvements address safety...
  
- 4) **Goal 4-A transportation system that maximizes the efficiency of freight movement through and within the region with minimal impacts on neighborhoods and campus areas.**
  - a. Reduce truck traffic in residential neighborhoods.
  - b. Improve truck access to key industrial areas
  - c. Increase options for freight movement that minimizes truck traffic on non-interstate roads.
  
- 5) **Goal 5-Greater collaboration between local agencies, state officials, and private interests in pursuit of funding of transportation improvements.**
  - a. More effective and less costly improvements by capitalizing on common needs
  - b. Higher quality improvements due to cost sharing and collaboration
  - c. Transportation improvements that support the...vision for the region
  
- 6) **Goal 6-A transportation system that is attractive, sustainable and livable**
  - a. Integrate the local context in planning, design and construction of improvements

- b. Include sustainability features in design and construction of transportation improvements
- c. Address multimodal needs in planning, design, and construction of improvements
- d. Reduce or mitigate the impact of transportation facilities on storm-water facilities
- e. Enhance travel and tourism in the Morgantown area

**7) Goal 7-Reduce automobile trip demand, especially during peak hours**

- a. Reduce need for costly transportation and parking infrastructure
- b. Invest in transportation improvements that support land use patterns that decrease the need to travel.
- c. Reduce auto emissions and improve air quality
- d. 50% increase in walking trips
- e. 5% of all trips made by bicycle by 2025
- f. Increase number of transit trips by 200%
- g. Increase telecommuting and virtual lectures (WVU)
- h. Increase average vehicle occupancy by 50%

**8) Goal 8 A multimodal transportation system that enhances the homeland security of the region.**

- a. Heighten awareness of homeland security needs related to transportation.
- b. Improve understanding of critical transportation security issues in the region
- c. Incorporate homeland security needs in transportation planning, design and construction.



## **V Programmed Public Transportation Needs and Funding Streams**

**West Virginia University Personal Rapid Transit (PRT)**

<b>Fiscal Year</b>	<b>Project Description</b>	<b>Funding Source</b>	<b>Federal Funds</b>	<b>Match</b>	<b>Total Cost</b>
2022	Preventative Maintenance, Infrastructure Rehabilitation/Renovation	FFY 19 State of Good Repair-Section 5337	\$986,616	\$246,654	\$1,233,270
	Preventative Maintenance, Infrastructure Rehabilitation/Renovation	FFY 20 State of Good Repair-Section 5337	\$887,577	\$221,894	\$1,109,471
2023	Preventative Maintenance, Infrastructure Rehabilitation/Renovation	FFY 21 State of Good Repair-Section 5337	\$786,748	\$196,687	\$983,435
2024	Preventative Maintenance, Infrastructure Rehabilitation/Renovation	FFY 22 State of Good Repair-Section 5337	\$780,000	\$195,000	\$975,000
2025	Preventative Maintenance, Infrastructure Rehabilitation/Renovation	FFY 23 State of Good Repair-Section 5337	\$780,000	\$195,000	\$975,000
2026	Preventative Maintenance, Infrastructure Rehabilitation/Renovation	FFY 24 State of Good Repair-Section 5337	\$780,000	\$195,000	\$975,000

**Monongalia County Urban Mass Transportation Authority (Mountain Line Transit Authority), Transportation Improvement Plan, For the Years 2021 to 2026**

Note #	Source	2021		2022		2023		2024		2025		2026		Total
		Federal (1000's)	Local (1000's)	Federal (1000's)	Local (1000's)	Federal (1000's)	Local (1000's)	Federal (1000's)	Local (1000's)	Federal (1000's)	Local (1000's)	Federal (1000's)	Local (1000's)	
1	\$5307	900.2	900.2	857.8	857.8	2,043.2	2,043.2	2,043.2	2,043.2	2,043.2	2,043.2	2,043.2	2,043.2	19,861.6
1	\$5307	118.9	29.7	61.1	15.3	180.0	45.0	180.0	45.0	180.0	45.0	180.0	45.0	1,125.0
1	\$5307	5,479.9	-	-	-	-	-	-	-	-	-	-	-	5,479.9
1	ARP Act	-	-	5,615.1	-	-	-	-	-	-	-	-	-	-
3	\$5307	13.1	3,275	-	-	-	-	-	-	-	-	-	-	16.4
4	\$5311(f)	638.1	-	1,290.2	-	532.0	532.0	532.0	532.0	532.0	532.0	532.0	532.0	6,184.3
5	\$5339	1,909.5	477.4	900.9	261.2	1,291.8	323.0	650.0	162.5	650.0	162.5	650.0	162.5	7,601.3
2	\$5311	50.0	-	-	-	-	-	-	-	-	-	-	-	-
8	\$5310	68.0	17.0	77.6	-	80.0	20.0	80.0	20.0	80.0	20.0	80.0	20.0	562.6
7	Van Pool Grant CMAQ	-	-	20.0	-	-	-	-	-	-	-	-	-	20.0
10	\$5312	26.90	6.7	13.10	3.3	-	-	-	-	-	-	-	-	50.0
7	\$5307	4.6	-	1.0	-	-	-	-	-	-	-	-	-	5.6
SOR Grant (DHHR)														
Support Needed		9,209.2	1,434.3	8,836.8	1,137.6	4,127.0	2,963.2	3,485.2	2,802.7	3,485.2	2,802.7	3,485.2	2,802.7	46,571.7

- 1 These are operating funds making rides more affordable. The preventative maintenance portion helps in funding the care and upkeep of the buses.
- 2 These Federal funds provided through the State so West Virginia are for an operational study to create a short to medium term strategic plan.
- 3 These Federal funds allocated by the State are helping replace the outdated the locks on the main facility to make the facility more secure.
- 4 These Federal funds were allocated through the State to help provide lower cost interstate rides from Clarksburg, WV to Pittsburgh, PA
- 5 These Federal funds were allocated by the State to help with the funding of facilities improvements and bus purchases for maintenance and expansion of the fleet.
- 7 These funds are used to mitigate traffic congestion and improve air quality by forming vanpools.
- 8 These funds are for the support of mobility services for Senior Citizens and people with disabilities
- 9 Local support for local match, and support over and above grant revenue in known amounts in thousands.
- 10 These funds are to help develop an integrated fare payment system for ML TA, WVU, Morgantown Area municipal parking and the like allowing for contactless, online and phone enabled applications.
- 11 DHHR provides runs to take people to medical appointments

**Total MMPO Federal Funding**

	Federal Funding Source	2021-2022	2022-2023	2023-2024	2024-2025	2025-2026	2026-2027	Total	
Performance Program	STP		\$1,475,000					\$1,475,000	
			Highway Safety Improvement						
	HSIP		\$150,000	\$2,550,000				\$2,700,000	
			Transportation Alternatives						
Program (Includes Nat.Rail Tr. and former Trans. Enhancement Funds)	TAP		\$874,000	\$480,000				\$1,354,000	
			National Highway Performance						
Program	NHPP		\$9,104,900		\$1,704,000			\$10,808,900	
Federal Highway Funds			Other						
		CMAQ	\$32,000	\$380,000					\$412,000
		EARMARK- GRANT	\$20,000,000						\$20,000,000
		FED-AID OTHER - STP							\$0
		HWI							\$0
		HWI - BR		\$45,464,000					\$45,464,000
		STBG	\$ 19,426,400	\$ 10,251,200	\$ 3,400,000	\$ 1,674,400			\$34,752,000
		STBG-OFF	\$ 1,525,000	\$ 400,000	\$ 400,000	\$ 400,000			\$2,725,000
		PL	\$264,000						
		NRT	\$182,056	\$148,000					\$330,056
		<b>Total Federal Highway Funds</b>	\$0	\$98,497,356	\$14,209,200	\$5,504,000	\$2,074,400	\$0	\$120,020,956
	Federal Transit Funds	Operating Assistance, Preventative Maintenance, Cares Act, ARP Act, Capital Door Locks	\$5307	\$6,512,100	\$2,223,200	\$2,223,200	\$2,223,200	\$2,223,200	\$21,938,900
		Federal 5311(f)	\$5311(f)	\$638,100	\$1,290,200	\$532,000	\$532,000	\$532,000	\$4,056,300
Bus & Bus Facilities 2018-2021		\$5339	\$1,909,500	\$900,900	\$1,291,800	\$650,000	\$650,000	\$6,052,200	
RTAP Operational Study Grant		\$5311	\$50,000					\$50,000	
Mobility Contracted Services		\$5310	\$68,000	\$77,600	\$80,000	\$80,000	\$80,000	\$465,600	
Van Pool Grant CMAQ				\$20,000				\$20,000	
AIM Accelerating Innovative Mobility		\$5312	\$26,900	\$13,100				\$40,000	
CMAQ		\$5307	\$4,600	\$1,000				\$5,600	
Preventative Maintenance, Infrastructure Rehabilitation/Renovation		\$5337		\$1,874,193	\$786,748	\$780,000	\$780,000	\$5,000,941	
<b>Total Transit Funds</b>			\$9,209,200	\$10,710,993	\$4,913,748	\$4,265,200	\$4,265,200	\$4,265,200	\$37,629,541
<b>Total Federal Funding</b>		\$9,209,200	\$109,208,349	\$19,122,948	\$9,769,200	\$6,339,600	\$4,265,200	\$157,650,497	

**VI Analysis of Transportation Project Impact on Title VI and Environmental  
Justice Communities**

In keeping with the requirements of Title VI of the Civil Rights Act of 1964 as amended, and with Executive Order 12898. The Morgantown Monongalia MPO is charged with evaluating the impact of project on low income and minority population, including non-English speakers within Monongalia County. The MPO utilized Census data to determine the location of these populations in relation to scheduled transportation improvements and transit service in the area. In reviewing the locational data, it became apparent that the majority of these populations are associated with West Virginia University. It is assumed that low-income student populations are more likely to utilize transit and non-motorized forms of transportation.

The maps included in this section of the Transportation Improvement Program demonstrate that the subject populations in the urban area receive significant transportation benefits from the projects included in the TIP. Since none of the highway projects included in the TIP require significant relocation of homes or other long-term disruptions of any community, it is reasonable to assume that these communities will not be disproportionately adversely impacted by these actions any more than the members of the community at large.

The Census Bureau's American Community Survey indicated that Monongalia County had an estimated total population of 105,822. Approximately, 71,974 (approximately 68%) of those residents reside in and around the urban core centered on Morgantown.

There were about 15,810 Self-reported "non-white" residents in Monongalia County making up 15% of the County's population. Approximately 8% (1,264) of these residents live outside of the urban core, with the remaining 6,240 living within the urban core with the highest density living in close proximity to a WVU campus. This area is well served by transit including the PRT, and given the total population density and related traffic volumes it does not appear that they are subject to an undue amount of disruptive activity from projects scheduled in the TIP.

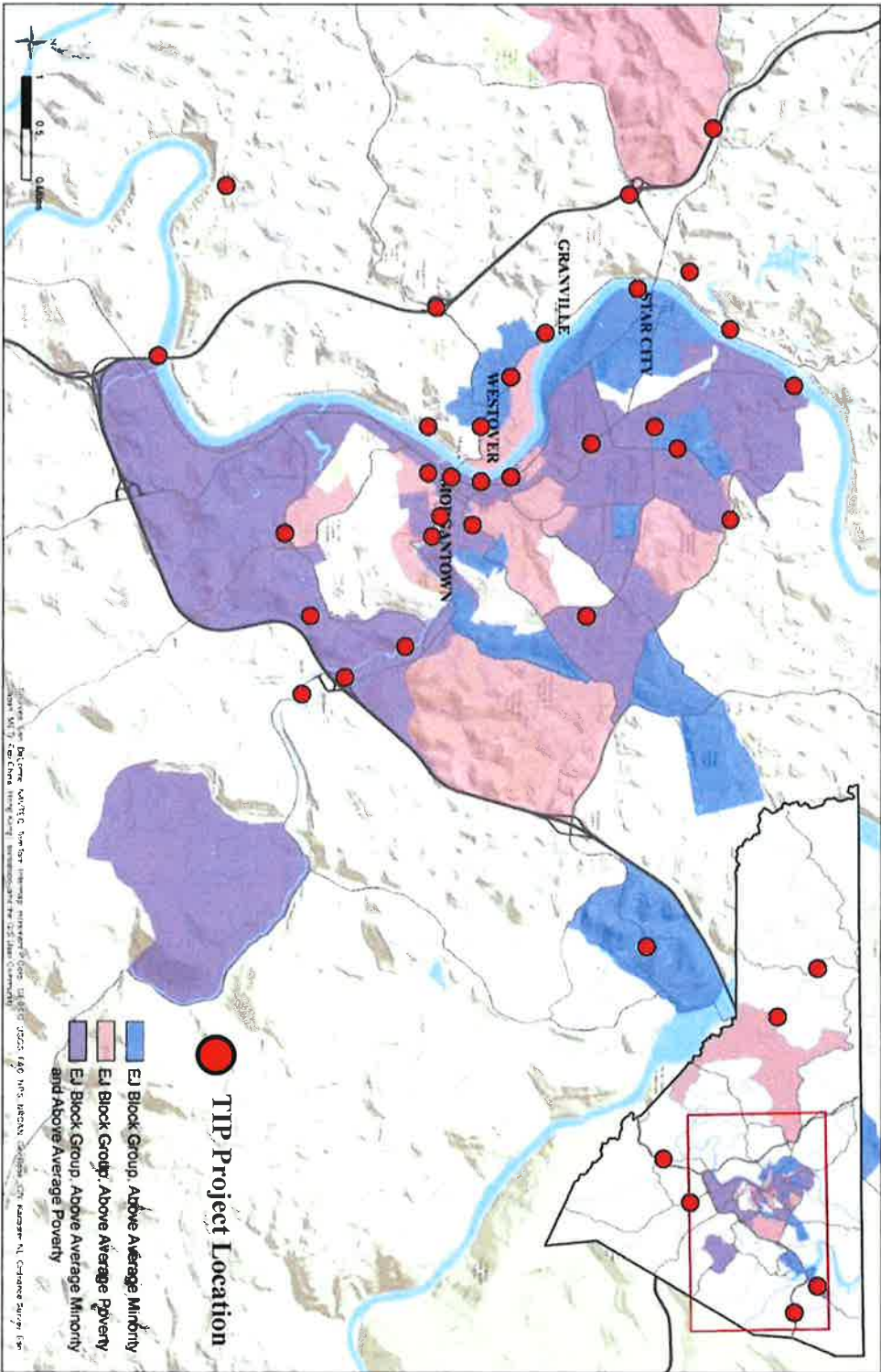
There were 8,465 County residents who report that they speak a language besides English at home. Approximately 17% (1,451) of those residents reside outside of the urban core. The highest density area for this population is in the vicinity of the WVU campus. This area is served by transit including the PRT, and given the total population density and related traffic volumes the area does not appear to have an undue amount of disruptive activity scheduled in the TIP. A higher percentage (19.5%) or 20,652 of Monongalia County residents report that they are at or below the poverty level than any of the other groups examined. Over 19.3% (3,990) of these residents reside outside of the urban area. Overall, the urban area has a significantly higher density poverty level population than the areas of the County outside of the urban area. Within the urban area the highest density of poverty level residents is in the vicinity of WVU's campuses, and in Granville and Westover. These areas are well served by transit and given the total population density and related traffic volumes in these areas there does not appear to be an undue amount of disruptive activity scheduled in the TIP.

The following table identifies each project's location in relation to the location of communities with environmental justice population.

<b>Project Name</b>	<b>Federal Funding Source</b>	<b>Total Phase Amount</b>	<b>Relation with EJ Block Group</b>
BEECHURST AVE @ 6TH (GO BOND 4)	NHPP	\$3,000,000	Within
BERTHA HILL RD (GO BOND 2/3)	OTHER	\$150,000	Not Within
BOPARC TRAIL EQUIPMENT	NRT	\$18,000	Not Mapped
BROCKWAY AVE	STP	\$800,000	Within
BROOKHAVEN ROAD IMPROVEMENTS	CMAQ	\$490,000	Not Within
BURROUGH ST	STP	\$264,000	Within
BURROUGHS ST +4	STP	\$954,000	Within
CAPERTON TRAIL DRAINAGE	NRT	\$39,250	Within
CAPERTON TRAIL LIGHTING	NRT	\$150,000	Within
CHEAT LAKE - COOPERS ROCK	NHPP	\$5,800,000	Not Within
CHEAT ROAD	STP	\$507,564	Within
COLLINS FERRY CONNECTOR T	NRT	\$56,000	Within
DAYBROOK RD	OTHER	\$880,000	Not Within
DECKERS CREEK TRAIL RESURFACING	NRT	\$80,000	Within
DECKERS CREEK TRAIL UNDERCUT REPAIR	NRT	\$98,269	Within
DUNKARD AVE SIDEWALKS PHASE V	TAP	\$300,000	Within
EVERETTVILLE BR	STP	\$500,000	Not Within
EXIT 146 SB EXIT RAMP	NHPP	\$750,000	Not Within
EXIT 152 NB & SB RAMPS	NHPP	\$650,000	Not Within
FAIRCHANCE RD (GO BOND 2/3)	OTHER	\$372,000	Within
FOUNDRY ST LINKAGE TRAIL	NRT	\$30,320	Within
FY21 MMMMPO	SPR	\$350,000	Not Mapped
GREENBAG ROAD (GO BOND 4)	OTHER	\$19,000,000	Within
HALLECK RD OVERPASS (AC PAYBACK)	NHPP	\$26,600,000	Not Mapped
HOLLAND AVE + 1	NHPP	\$2,233,000	Within
I/S WV 100 & DENTS RUN IMPROVEMENT	HSIP	\$150,000	Within
I-68 EXIT 7 RAMPS	NHPP	\$880,000	Within
I-79 BRIDGE REHABILITATIONS	NHPP	\$60,199,000	Within
I-79 SB WELCOME CENTER	NHPP	\$1,250,000	Not Within
KINGWOOD PIKE (GO BOND 2/3)	OTHER	\$166,278	Not Within
LAUREL POINT BRIDGE (GO BOND 2/3)	OTHER	\$2,100,000	Within
LITTLE INDIAN CREEK RD (GO BOND 2/3)	OTHER	\$450,725	Within

LT COL CARROLL B LILLY MEM BR	NHPP	\$700,000	Not Mapped
MASON-DIXON HWY (GO BOND 2/3)	OTHER	\$150,000	Not Within
MMMPO VANPOOL	CMAQ	\$20,000	Not Mapped
MORGANTOWN BICYCLE SIGNAGE	TAP	\$120,000	Not Mapped
MORGANTOWN MULTIUSE PATH	TAP	\$375,000	Within
MORRIS BUILDERS' BR +1	STP	\$1,125,000	Not mapped
NORTH CENTRAL RAIL TRAIL MAP UPDATE	NRT	\$26,000	Within
PEDLAR RUN - HAGANS RD	OTHER	\$1,407,538	Within
PLEASANT ST STREETScape	TAP	\$384,000	Within
RIVER ROAD SLIDES	STP	\$7,475,000	Not Mapped
SCOTT RUN RD - FORT MARTIN RD	STP	\$1,090,400	Not Mapped
STAR CITY I/C IMPROVEMENTS (GO BOND 3)	OTHER	\$66,000,000	Partly within
STAR CITY TRAIL CONNECTOR	NRT	\$92,000	Within
UNIVERSITY AVE - CAMPUS DR	NHPP	\$8,000,000	Within
UNIVERSITY AVE +2	STP	\$1,593,000	Within
VAN VOORHIS RD WIDENING	NFA	\$17,330,000	Within
WALNUT ST STREETScape 2012	TAP	\$297,500	Within
WEST RUN ROAD	HSIP	\$2,400,000	Partly within
WEST RUN ROAD (GO BOND 4)	OTHER	\$13,000,000	Partly within
WESTOVER - STAR CITY -	NHPP	\$2,202,884	Not within
WESTOVER BR	STP	\$3,863,769	Not within
WILEY ST	STBG	\$1,250,000	Within
WV 7 OP INTERCHANGE (AC PAYBACK) (SPLIT FUNDED)	NHPP-EXEMPT	\$100,000,000	Partly within







**RESOLUTION 2021-11-1**

**MORGANTOWN MONONGALIA METROPOLITAN PLANNING ORGANIZATION  
REVISION OF THE FY2022-2026 TRANSPORTATION IMPROVEMENT PROGRAM (TIP)**

WHEREAS, the Morgantown Monongalia Metropolitan Planning Organization (MPO) is required to update the Transportation Improvement Program (TIP) in a timely manner in accordance with 23 CFR 450; and


WHEREAS, the MPO has submitted a draft of the TIP for a forty-five (45) day public review period in accordance with the MPO's Public Involvement Policy; and

Whereas, the MPO's Committees have reviewed the draft Transportation Improvement Program and recommended that the Policy Board approve the document as submitted;

NOW THEREFORE BE IT RESOLVED: that the MPO adopt the FY2022-2026 Transportation Improvement Program.

ADOPTED, this 18<sup>th</sup> day of November 2021, at a regular meeting of the Morgantown Monongalia Metropolitan Planning Organization.

ATTEST:

  
J. William B. Austin, AICP  
Secretary to the Board

**VII Certification**

## METROPOLITAN TRANSPORTATION PLANNING PROCESS CERTIFICATION

WHEREAS the USDOT Fixing America's Surface Transportation Act (FAST Act) legislation requires the Metropolitan Planning Organization (MPO) to certify that its transportation planning process is in conformance with regulations; in accordance with 23 CFR 450.220, the West Virginia Department of Transportation and the Morgantown Monongalia Metropolitan Planning Organization, the Metropolitan Planning Organization for the Greater Morgantown urbanized area, hereby certify that that the transportation planning process is addressing the major issues in the metropolitan planning area and is being conducted in accordance with all applicable requirements of:

- I. 23 U.S.C. 134 and 135, 49 U.S.C. 5303 and 5304, and this subpart;
- II. In nonattainment and maintenance areas, sections 174 and 176 (c) and (d) of the Clean Air Act, as amended (42 U.S.C. 7504, 7506 (c) and (d)) and 40 CFR part 93;
- III. Title VI of the Civil Rights Act of 1964, as amended (42 U.S.C. 2000d-1) and 49 CFR part 21;
- IV. 49 U.S.C. 5332, prohibiting discrimination on the basis of race, color, creed, national origin, sex, or age in employment or business opportunity;
- V. Section 1101(b) of the FAST Act (Pub. L. 114-357) and 49 CFR part 26 regarding the involvement of disadvantaged business enterprises in USDOT funded projects;
- VI. 23 CFR part 230, regarding the implementation of an equal employment opportunity program on Federal and Federal-aid highway construction contracts;
- VII. The provisions of the Americans with Disabilities Act of 1990 (42 U.S.C. 12101 *et seq.*) and 49 CFR parts 27, 37, and 38;
- VIII. The Older Americans Act, as amended (42 U.S.C. 6101), prohibiting discrimination on the basis of age in programs or activities receiving Federal financial assistance;
- IX. Section 324 of title 23 U.S.C. regarding the prohibition of discrimination based on gender; and
- X. Section 504 of the Rehabilitation Act of 1973 (29 U.S.C. 794) and 49 CFR part 27 regarding discrimination against individuals with disabilities.

Morgantown Monongalia MPO

*J. William Brantley*  
Signature  
Secretary / Exec. Dir.  
Title  
March 22, 2021  
Date

West Virginia Department of Transportation

*James H. ...*  
Signature  
Deputy Secretary / Deputy Commissioner  
Title  
4/30/2021  
Date

## **VIII List of Major Projects completed the Last Five Years**

Street/Bridge Name	Type of Work	Funding Source	Total Cost	Start Date	Complete Date
Morgantown Airport IND PK	New Roadway Construction	STPS	\$2,163,000	2/28/2014	1/28/2020
Westover Dunkard Ave Side	Repair Sidewalk	TEA	\$600,000	2/16/2017	10/28/2017
Mon River Water Trail Map	Development and Printing Trail Map	NRT	\$8,000	9/6/2017	1/5/2020
Morgantown Deckers Creek PE	Construction Pedestrian Bridge	TEA	\$381,000	11/15/2017	11/28/2018
Morgantown CBD Signal Sys	Renovate Traffic Signals	NHPP	\$1,874,000	8/1/2017	12/4/2018
WVU Evansdale Pedestrian	Construction Pedestrian Bridge	TEA	\$290,000	3/17/2016	12/15/2016
Westover Park Loop 2012	Trail Construction	NRT	\$43,000	10/2/2017	7/16/2019
Granville-Bertha Hill S	Correct Slide	STPS	\$234,000	8/15/2017	9/22/2017
Maidsville Rd	Resurface	STPS	\$298,000	5/10/2018	6/3/2018
Bowlby Rd	Resurface	STPS	\$297,000	9/1/2016	12/8/2016
Hornbeck-Stott Ave	Resurface	STPS	\$1,126,000	9/18/2017	6/4/2018
Airport Rd - Easton Elem	Upgrade 4 Lanes	STCM	\$23,447,000	10/17/2016	9/27/2017
Stewartstown Rd	Resurface	STP	\$254,000	8/1/2016	8/19/2016
Stewartstown - PA Line	Resurface	STP	\$509,000	9/7/2016	9/27/2016
Day Brook Rd	Resurface	NFA	\$757,000	8/28/2020	9/14/2020
Patteson Drive Lighting	Install Lighting	HSIP	\$627,000	9/17/2018	11/27/2018
Monongalia Blvd - Stewart	Resurface	NHPP	\$6457,000	4/3/2019	9/17/2019
WV 705 COMN	Environment Assessment	STP	\$4,000	9/2/2010	4/30/2020
Airport Exit BR	Replace Deck, Abutments	NFA	\$4,318,000	7/6/2018	11/7/2019
Cheat Rd	Resurface, Milling, Ditch	STP	\$535,000	8/10/2020	10/16/2020
Fairhance Rd	Resurface	NFA	\$372,000	10/16/2020	10/23/2020
Recall Striping	District Wide Pavement Markings	HSIP	\$1,874,000	7/1/2015	8/1/2016
Recall Striping	District Wide Pavement Markings	STP	\$41,000	8/1/2016	5/27/2017
Recall Striping	District Wide Pavement Markings	STP	\$42,000	8/19/2017	10/1/2018
Recall Striping	District Wide Pavement Markings	HSIP	\$60,000	6/28/2018	5/19/2019
Recall Striping	District Wide Pavement Markings	STP	\$318,000	10/18/2019	12/1/2020
Roadway Striping	District Wide Install PVMT Mark	HSIP	\$1,046,000	4/15/2015	8/1/2016

Street/Bridge Name	Type of Work	Funding Source	Total Cost	Start Date	Complete Date
Roadway Striping	District Wide Install PVMT Mark	STP	\$1,430,000	6/28/2016	8/1/2017
Roadway Striping	District Wide Install PVMT Mark	STP	\$1372,000	5/2/2017	7/28/2018
Roadway Striping	District Wide Install PVMT Mark	STP	\$1534,000	5/1/2018	2/25/2019
Roadway Striping	District Wide Install PVMT Mark	HSIP	\$1863,000	5/28/2019	7/17/2019
Roadway Striping	District Wide Install PVMT Mark	STP	\$2025,000	5/11/2020	8/17/2020
FY21 MMMPO	Statewide HWY Planning and Research	SPR	\$315,000	7/1/2020	6/28/2021
Mason-Dixon Hwy	Corr Slide(Soil Nails)	NFA	\$150,000	7/28/2020	12/18/2020
Mason-Dixon Hwy	Resurface	ACNH	\$225,000	6/1/2016	8/12/2016
WV 7 Monongalia GDRL	Install GDRL	HSIP	\$379,000	10/29/2015	8/1/2016
WANA - Blacksville	Resurface	NHPP	\$942,000	4/27/2020	6/8/2020
Blacksville - Pentress Rd	Resurface	NHPP	\$540,000	5/20/2018	6/4/2018
Kings Run Rd - Buckeye Rd	Resurface	NHPP	\$939,000	8/28/2019	11/13/2019
New Hill Rd	Resurface	NHPP	\$308,000	10/10/2017	10/31/2017
Cassville Rd	Resurface	NHPP	\$295,000	8/5/2016	12/15/2016
Cassville Slide	Slide Repair	MARP	\$171,000	9/1/2020	11/20/2020
WV 7/CR857	Intersection Improvement	CMAQ	\$3,732,000	3/4/2020	7/15/2020
Bethel Rd	2" Base Course	MARP	\$414,000	8/13/2020	11/11/2020
Arnettsville Arch Bridge	Repair Bridge	NFA	\$2,065,000	5/1/2018	3/20/2020
Monongahela Blvd Lighting	Upgrade Lighting	NHHS	\$677,000	10/31/2019	6/24/2020
Monongahela Blvd TWLTL	Construct TWLTL	HSIP	\$4,147,000	7/6/2018	5/21/2019
US19@WV7 Design Study	Design Study	CMAQ	\$50,000	6/6/2016	7/31/2017
College Ave +3	Design Build ADA Ramps	STP	\$462,000	9/9/2019	5/12/2020
Jakes Rd	Resurface	MARP	\$73,000	8/13/2020	11/11/2020
Little Indian Creek Rd	Corr Slide(Soil Nails)	NFA	\$456,000	7/28/2020	12/18/2020
Indian Creek Rd	Resurface	ACST	\$109,000	6/22/2016	8/23/2016
Morgan Run Rd	Bridge Inspection	BR- NBIS	\$316,000	6/15/2012	3/25/2019

Street/Bridge Name	Type of Work	Funding Source	Total Cost	Start Date	Complete Date
Rubles Run Rd	Bridge Inspection	BR-NBIS	\$358,000	6/11/2012	9/14/2018
River Rd/Dupont Ave I/S	Slide Repair	STP	\$1,071,000	10/13/2017	6/8/2018
Brand Rd	2" Base Course	MARP	\$326,000	9/4/2020	11/30/2020
Bowlby Rd/Bethel Church Rd/Number 8 Hollow	2" Base Course	MARP	\$519,000	9/1/2020	12/8/2020
Bertha Hill Rd	Corr Slide(Soil Nails)	NFA	\$169,000	7/28/2020	12/18/2020
Star City - Morgantown	Resurface	STP	\$79,000	5/24/2018	5/25/2018
University Ave Intersection	Design Report	CMAQ	\$45,000	8/25/2014	6/30/2018
Collins Ferry	Resurface	STP	\$77,000	6/8/2018	6/25/2018
Van Voorhis Rd	Resurface, Widening, Gutter	STP	\$2,055,000	8/20/2017	5/8/2018
Van Voorhis Rd + I, West Run	Resurface	STP	\$198,000	11/1/2017	12/1/2017
Pineview Rd	Resurface	STBG	\$305,000	10/28/2019	12/2/2019
Harner/West Run	Resurface	ACST	\$120,000	6/21/2016	8/1/2016
I-79 - Sabraton	Resurface	NHPP	\$2,941,000	8/10/2017	10/6/2017
Morgantown I-68 WB HFST	HFST	HSIP	\$125,000	6/14/2018	6/15/2018
Morgantown Maryland Lighting	Install Lighting	HSIP	\$4,460,000	4/22/2018	9/16/2019
Pierpont Rd EB Exit 7 Ramp	Install L TL, Signal	NHPP	\$343,000	8/29/2016	10/18/2016
Cheat Lake Bridge	Inspection	BR-NBIS	\$498,000	4/24/2009	6/27/2018
Coopers Rock Pipe	Replace Pipe	NHPP	\$48,000	9/10/2019	11/13/2019
Smithtown Rd	Resurface	STBG	\$1,091,000	10/28/2019	12/11/2019
Goshen Rd - Smithtown Rd	Reconstruct	STP	\$2,103,000	7/5/2018	10/2/2018
Smithtown Rd	Resurface	ACST	\$157,000	6/1/2016	8/1/2016
Smithtown Rd	Resurface	STP	\$259,000	5/1/2017	5/17/2017
Uffington Rd	Resurface	STP	\$296,000	10/18/2017	11/17/2017



Whiteday Creek Bridge NB O/L+1	Concrete Bridge Deck O/L	NHPP	\$328,000	4/5/2018	11/7/2018
<b>Street/Bridge Name</b>	<b>Type of Work</b>	<b>Funding Source</b>	<b>Total Cost</b>	<b>Start Date</b>	<b>Complete Date</b>
Goshen Rd - Uffington	Resurface	NHPP	\$2,812,000	8/9/2016	12/8/2016
CPL Thomas Bennett Mem Bridge	Inspection	BR- NBIS	\$552,000	7/22/2011	3/25/2019
Uffington - Westover	Resurface	NHPP	\$1,553,000	5/30/2018	6/25/2018
I-79 I/C	Construction New Interchange	NHPP	\$29,699,000	2/2/2015	8/24/2016
Blue Horizon Dr - PA State Line	Warranty SPEC	NFA	\$18,802,000	11/1/2017	1/8/2019
Kingwood Pike	Corr Slide(Soil Nails)	NFA	\$161,000	7/28/2020	12/10/2020
Mon/Fayette Park and Ride	Construction Park and Ride	CMAQ	\$695,000	12/20/2014	7/27/2016
ACS-Lite System	Design and Construct ACS-Lite System	CMAQ	\$2,196,000	8/25/2011	11/2/2019
Deckers Creek Trail Repair	Repair Trail	NRT	\$206,000	8/23/2019	11/22/2020