



Agenda

MPO Policy Board Meeting
City of Morgantown Council Chambers
389 Spruce Street
January 21, 2016
6:00 PM

1. Call To Order
2. Executive Session-per WV 6-9A-4-2a Personnel matters
3. Election of Officers
4. Public Comment
5. Approval of Minutes
6. Reports
 - a. Citizens Advisory Committee
 - b. Finance Report
 - c. Executive Directors Report
 - i. Ongoing Studies
 - ii. Federal Legislation
7. Draft TIP
8. TIP Amendments
9. Draft MPO Unified Planning Work Program for FY 2016-17
10. MPO Staff Demonstration-Beechurst Avenue Restriping
11. Other Business
12. Meeting Adjournment



82 Hart Field Road
Morgantown, WV 26508
(304) 291-9571

www.planttogether.org

Memorandum

Date: December 30, 2015
To: Citizens Advisory Committee Members
From: Bill Austin, AICP
Subject: January 5, 2016 CAC Agenda

Please find below a short description of the items to be considered at the January 21, 2016 Policy Board Meeting to be held at the City of Morgantown Council Chambers, 389 Spruce Street at 6:00 PM.

-Draft 2016-2021 Transportation Improvement Program-MPO Staff has developed, advertised and released the draft Transportation Improvement Program (TIP) to the public for comment. The Highway portion of the TIP was developed from the recently released draft State Transportation Improvement Program. Since the last CAC meeting staff received information from Mountain Line and WVU on items to be included in the draft TIP. This information was duly advertised as well.

In addition to the standard highway and transit project lists staff identified low income and non-english speaking communities within the MPO's area and how the TIP project affect them. This information was reviewed by the MPO's Committee's has been available for review by the public as required by the MPO's recently adopted Public Involvement Policy. To date there have been no comments received on the draft TIP

The Transportation Technical Advisory Committee and the Citizens Advisory Committee have unanimously recommended adoption of the TIP.

-TIP Amendments-The West Virginia Department of Transportation has requested that the TIP be amended to include the following two projects:

FY 2016 Add

-I-79-Resurface proceeding north for a distance of 3.73 miles beginning at milepost 145.65 in the vicinity of Goshen Road-Uffington-Project Number NHP0793251D Total Cost \$3,200,000 Federal Funding \$2,880,000

-CO 73 Smithtown Road-Resurface for a distance of 6.16 miles beginning at milepost 4.3 to milepost 10.46-Project Number STP0073085D-Total Cost \$240,000 Federal Funding \$192,000

These amendments are in congruence with the MPO's Long Range Transportation Plan's policies particularly Goal 6, "A transportation system that is attractive, sustainable, and livable. These TIP Amendments have been duly advertised as required under the MPO's Public Involvement Policy and to date we have received no public comment. The TTAC and CAC have unanimously recommended that the MPO Policy Board approve the addition of these projects to the TIP.

-Draft MPO Unified Planning Work Program for FY 2016-2017-Please find enclosed in your agenda packet the Draft Unified Planning Work Program for FY 2016-2017. The draft UPWP was developed from the input received during the most recent MPO Committee meetings as well as from discussions with members of the MPO Policy Board.

The draft UPWP's primary work product in the upcoming year will be an updated Long Range Transportation Plan to be developed by MPO Staff. The primary change for MPO Staff proposed in the UPWP is a recommendation that the MPO's Planner I be promoted to the Planner II. For Budgeting purposes the draft UPWP proposes a 10% salary increase for the Planner II position in the upcoming fiscal year. This proposed increase reflects the Planner II's recently acquired certifications. It is proposed that the Executive Director be provided a 2 percent pay increase. These proposed increases are subject to the findings of the executive session to be held as part of this meeting. This document will be brought to the Policy Board for adoption at the March Policy Board meeting.

Please note that for the sake of brevity the draft provided in the agenda packet does not include documentation of compliance with regulations required for submittal with the final document. That documentation will be provided with the final submittal for adoption in March.

We would appreciate the Policy Board's review of this document. Under the MPO's new public involvement process the UPWP will be brought before the Policy Board for adoption at the March 2016 meeting.

Morgantown Monongalia Metropolitan Planning Organization



Transportation Improvement Program

FY 2016-FY 2021

Morgantown Monongalia Metropolitan Planning Organization

82 Hart Field Road Suite 105

Morgantown WV

Adopted

Table of Contents

I-INTRODUCTION	3
II-2016 MORGANTOWN MONONGALIA MPO COMMITTEE MEMBERSHIP.....	5
III-GLOSSARY.....	6
IV-LIST OF PROGRAMMED AND ONGOING PROJECTS AND MAP OF PROGRAMMED PROJECTS (WITH SUMMARY OF MPO LONG RANGE TRANSPORTATION PLAN GOALS AND OBJECTIVES).....	7
VI-PROGRAMMED PUBLIC TRANSPORTATION NEEDS AND FUNDING STREAMS	14
VII-SUMMARY OF PROGRAMMED PROJECTS FUNDING BY FUNDING CATEGORY	16
VIII-ANALYSIS OF COMMUNITIES IMPACTED BY TIP PROJECTS.....	19
IX-CERTIFICATION	Error! Bookmark not defined.
X-LIST OF PROJECTS COMPLETED THE LAST FIVE YEARS.....	26
XI-METROPOLITAN TRANSPORTATION PLANNING PROCESS CERTIFICATION	28

I-INTRODUCTION

Transportation Improvement Program (TIP)

Purpose and Development

In accordance with 23 CFR 450 subpart C the Morgantown Monongalia Metropolitan Planning Organization (MMMPO) is charged with developing the local Transportation Improvement Program (TIP) documenting the expenditure of Federal Funds on regionally significant transportation projects. Two primary purposes of the TIP are to monitor the progress of implementing the area's long range transportation plan, and to provide an opportunity for the area's stakeholders to comment on the expenditure of Federal Funds in the area. Federal regulation requires that the TIP be prepared as part of a continuous, cooperative, and comprehensive planning process, that includes an open public involvement process. This TIP includes a list of both public transportation and highway projects programmed for implementation by WVDOT and Mountain Line. In addition to currently scheduled projects the TIP includes a list of projects completed in the area over the last five years. This is consistent with the requirements of Federal legislation.

The TIP must also be fiscally constrained and be consistent with the area's Long Range Transportation Plan. To meet these requirements the MMMPO prepares the draft TIP in cooperation with the West Virginia Department of Transportation, Mountain Line Transit and other area institutions and stakeholders. The MPO also identifies how each project is consistent with the policies of the Long Range Transportation Plan. It should also be noted that the last two fiscal years shown in the TIP and those projects are those projects are subject to change.

The MPO relies on the State of West Virginia's ongoing budget analysis to assure that the programmed projects are fiscally feasible in the short term. The list of currently programmed projects is the primary purpose for developing a TIP, it provides local decision makers with the opportunity to track the progress of implementing the long range transportation plan and it provides the public with an opportunity to comment on how Federal funds are spent for transportation purposes. Given that the WVDOT is the primary funding agency for projects in the MPO area, the list of programmed projects has been prepared and reviewed by WVDOT to insure that the list is financially feasible given the future year funding anticipated by WVDOT.

In addition to the TIP the MPO prepares a Priority List as an informational item for the WVDOT as they prepare the State Transportation Improvement Program. The Priority List expresses the order in which the MPO would like to see the LRTP Projects implemented.

The Mountain Line Transit System as the grant recipient for FTA 5307 Urbanized Formula funds is primarily responsible for the development of the Transit portion of the Local TIP. As a grant recipient of Federal funds for the maintenance of the Personal Rapid Transit system (PRT) WVU prepares the portions of the TIP related to these funds.

It should be noted that due to the recent passage of the Moving Ahead for Progress Act for the 21st Century (MAP-21) this TIP differs significantly from previous TIP's developed by the MPO in that the number of funding categories has been reduced significantly. This was primarily done by eliminating categories and making activities that were eligible funding in the eliminated categories eligible in one of the remaining categories. For example the National Recreational Trail program became part of the Transportation Alternatives category. While many funding categories were eliminated the funds available to those categories remain available until the obligation for these funds expires. For ease of use the summary of Federal funding in this TIP combines funds available in the previous funding categories into the appropriate

MAP 21 funding category. However, the individual project has the appropriate funding from previous legislation noted in its description so the public may accurately identify the projects funding source.

Public Involvement

Once the draft TIP is prepared it is submitted for review by the public during a thirty (30) day public comment period and by the MPO's Committees. The Technical Advisory Committee made up of technical staff from WVDOT and the area's municipalities, and the Citizens Advisory Committee which includes representatives of the general public as well as groups specifically interested in bicycle and pedestrian planning are the MPO Committee's charged with reviewing this document. The results of the Public and Committee comments are then provided to the MPO's Policy Board for their review prior to final adoption of the TIP.

II-2016 MORGANTOWN MONONGALIA MPO COMMITTEE MEMBERSHIP

Metropolitan Planning Organization Policy Board

Officers

Chairman-TBD

Vice-Chairman-TBD

Treasurer-TBD

Secretary, Bill Austin, MPO Director ex officio

Mountain Line Transit, Dave Bruffy

City of Morgantown-Mayor Marty Shamberger, Councilors Jennifer Selin, Wes Nugent,

Monongalia County Board of Education-Michael Kelly

Blacksville, The Honorable Joe Statler

Granville-Mayor Patricia Lewis

Star City-Mayor Herman Reid

Westover-Councilperson Janice Goodwin

Monongalia County Commission-Commissioners Tom Bloom, Eldon Callen, Edward Hawkins

West Virginia University-Randy Hudak

West Virginia Department of Transportation-Division of Highways-Brian Carr

MPO Citizen's Advisory Committee

Maria Smith, Christiaan Abildso, Chip Wamsley, Chris Azzaro, Ed Sneckenberger, Bill Rice, Joe Patten, Matthew Cross, Charles Renner

MPO Transportation Technical Advisory Committee

Federal Highway Administration and Federal Transit Administration-Jason Workman, ex officio

Town of Granville, Ron Snyder, Town Manager

Monongalia County Board of Education, Jeff Meadows

Monongalia County, Richard Wood, Planning Director

City of Morgantown, Damien Davis-City Eng., Chris Fletcher-Dir. of Dev. Services,

Morgantown Monongalia MPO-Bill Austin, ex officio

Mountain Line Transit, Dave Bruffy

West Virginia Department of Transportation-Brian Carr, Elwood Penn, Foad Shoukry, Donald Williams

West Virginia University, Clement Solomon

Morgantown Utility Board-Tim Ball

III-GLOSSARY

Transportation Agencies

FHWA-Federal Highway Administration

FTA-Federal Transit Administration

WVDOT-West Virginia Department of Transportation

MPO-Morgantown Monongalia Metropolitan Planning Organization

Federal Funding Classifications

- ADHS-Appalachian Development Highway System
- ARRA-American Recovery and Rehabilitation Act
- BR-Bridge Replacement and Rehabilitation
- CMAQ-Congestion Mitigation and Air Quality
- HSIP-Highway Safety Improvement Program
- IM-Interstate Maintenance
- MAP-21-Moving Ahead for Progress in the 21st Century
- NHPP-National Highway Performance Program
- NRT-National Recreational Trail
- SAFTEA-Safe, Accountable, Flexible, Transportation Efficiency Act of 2003
- STP-Surface Transportation Program
- Section 5307-FTA Formula (Operating and Capital)
- Section 5310-FTA Enhanced Mobility for Seniors and Individuals with Disabilities
- Section 5311-Rural Area Formula Grants
- Section 5337-State of Good Repairs Grants
- Section 5339-Bus and Bus Facilities Program
- TA-Transportation Alternatives funding
- TEA-21-Surface Transportation Efficiency Act for the 21st Century
- TEA-Transportation Enhancement Funds

Work Categories

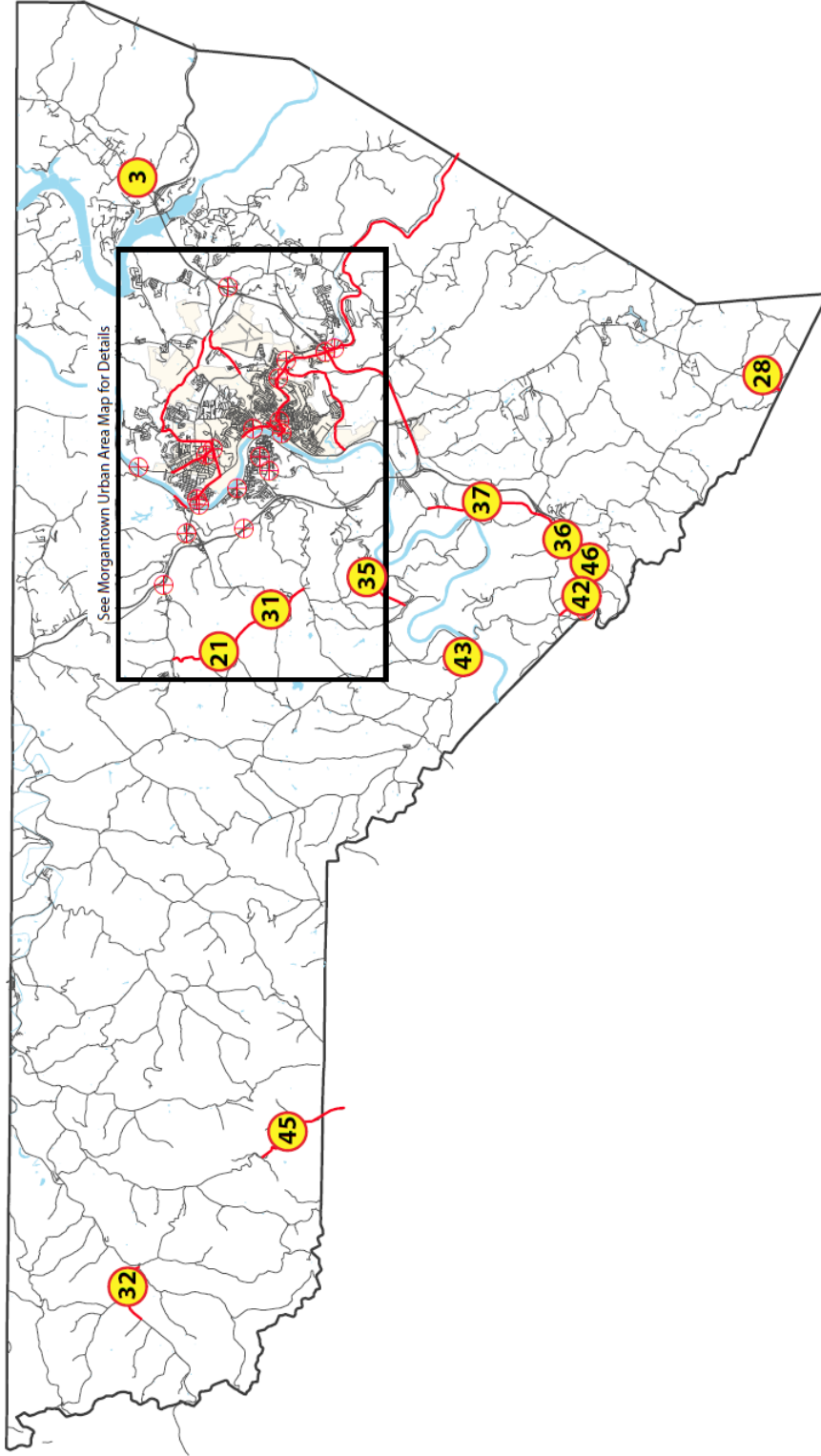
- CON-Construction
- ENG.-Engineering
- M-Maintenance
- P/PE-Planning and Planning and Environmental
- ROW-Right of Way

**IV-LIST OF PROGRAMMED AND ONGOING PROJECTS AND MAP OF
PROGRAMMED PROJECTS (WITH SUMMARY OF MPO LONG RANGE
TRANSPORTATION PLAN GOALS AND OBJECTIVES)**

MORGANTOWN MONONGALIA MPO TRANSPORTATION IMPROVEMENT PROGRAM HIGHWAY PROJECTS FY 2015-FY 2021				PROJECT YEARS BEYOND 2018 SUBJECT TO CHANGE				
MAP REF.	ROUTE	PROJECT NAME	TYPE OF PROJECT	FED FISCAL YEAR	FED PROJ NUMBER	FEDERAL FUNDS	TOTAL PROJECT COST	LRTP GOAL(S)
1	I-79	I-79 INTERCHANGE	CONST NEW INTERCHANGE	PREVIOUS YEAR	NHPP0793238	\$1,260,000	\$1,400,000	1,3,4,7,8
				PREVIOUS YEAR	NHPP0793239	\$640,000	\$600,000	
				PREVIOUS YEAR	NHPP0793240	\$12,600,000	\$14,000,000	
2	US 119	MILEGROUND + 1 (SPLIT FUNDED)	CONST RD	2015	STP0119351D	\$3,840,000	\$4,800,000	1,3,4,8
				2016	STP0119351D	\$3,840,000	\$4,800,000	
				2016	STP0119351D	\$3,840,000	\$4,800,000	
3	US 19	MONONGAHELA BLVD TWLTL	ADD AUXILIARY LN	2015	HSP0019394D	\$1,530,000	\$1,700,000	1,2,3,4,5,6
				2016	STP0705008D	\$608,200	\$760,300	
				2016	HSP0671005D	\$90,000	\$100,000	
4	WV 705	PATTESON DR #1	WIDEN ROAD	2016	HSP0671006D	\$1,080,000	\$1,200,000	1,2,3,6
				PREVIOUS YEAR	CMAQ.0007247D	\$160,000	\$200,000	
				2016	CMAQ.0007249D	\$400,000	\$500,000	
5	CO 67/01	WEST RUN ROAD	IMPROVE INTERSECTION	2016	CMAQ.0007248D	\$800,000	\$1,000,000	1,2,4,6
				2016	STP0119372D	\$9,112,000	\$11,390,000	
				2016	STP0119373D	\$7,360,000	\$9,200,000	
6	WV7/CO857	CO857/WV7 (GREEN BAG RD AND WV 7	WIDEN US 119, DONNA AVE TO CHEAT RD	2016	STP0119373D	\$3,840,000	\$4,800,000	1,2,3,6,8
				2016	STP0119373D	\$3,840,000	\$4,800,000	
				2016	STP0119373D	\$3,840,000	\$4,800,000	
7	US 119	MILEGROUND WIDENING AIRPORT RD - EASTON ELEMENTARY	IMPROVE INTERSECTION	2016	HSP0100153D	\$56,000	\$70,000	1,3,4
				2016	HSP0100152D	\$120,000	\$150,000	
				2016	TEA2012602D	\$42,000	\$52,500	
8	WV 100 AND CO 49	DENTS RUN ROAD/MAIN STREET G/VILLE	CONST WALK, CROSSWALKS, CURB CUTS, CROSSWALKS, CURB CUTS,	2016	TEA2012638D	\$238,000	\$297,500	3,6,7
				2016	TEA2012637D	\$36,000	\$45,000	
				2016	TEA2012637D	\$396,000	\$495,000	
9	NA	WALNUT ST STREETScape 2012	WIDEN US 119, CHEAT DR TO DONNA AVE	2016	STP0119384D	\$15,200,000	\$19,000,000	1,3,4,7,8
				2017	STP0119371D	\$3,840,000	\$4,800,000	
				2017	STP0119371D	\$2,240,000	\$2,800,000	
10	WV 100	WESTOVER DUNKARD AVENUE SIDEWALKS 2012	WIDENING	PREVIOUS YEAR	HSP0671004D			1,3,6,7
				PREVIOUS YEAR	HSP0671005D			
				2016	HSP0671006D	\$270,000	\$300,000	
11	US 119	MILEGROUND - AIRPORT RD	UNDERCUT REPAIR	2016	HSP0671006D	\$13,872	\$17,340	6,7,8
				2015	NRT2012693D	\$98,269	\$78,615	
				2017	NRT2012686D	\$64,000	\$80,000	
12	CO 67/1	WEST RUN ROAD	RESURFACING	PREVIOUS YEAR	CMAQ00557???	\$4,000	\$5,000	6,7,8
				2015	CMAQ0055036D	\$24,000	\$6,000	
				2015	CMAQ0055037D	\$160,000	\$200,000	
13	DECKERS CR. TR.	SABRATON	INTERSECTION IMPROVEMENT	2016	CMAQ0055038D	\$296,000	\$370,000	1,3
				2015	S3311000018100	\$960,000	\$1,200,000	
				2016	CMAQ0019407D	\$40,000	\$50,000	
14	DECKERS CR. TR.	H.R. MCQUAIN PK TO WHITE AVE	RESURFACING	2016	CMAQ0019409D	\$24,000	\$30,000	3,6
				2016	CMAQ0019410D	\$48,000	\$60,000	
				2016	CMAQ0019410D	\$424,000	\$530,000	
15	UNIVERSITY (CO065)	UNIVERSITY AVE (CO055)/COLLINS FERRY	INSTALL SIGNALS AND TRAVEL LANE	2015	CMAQ0007262D	\$8,000	\$10,000	2,3,4,6
				2016	CMAQ0007263D	\$12,000	\$15,000	
				2016	CMAQ0007262D	\$380,000	\$475,000	
16	WV 100	GRANVILLE ROAD	RESURFACING	2016	NHPP0068	\$1,480,000	\$1,850,000	3,6
				2015	NHPP0007	\$760,000	\$950,000	
				2015	TEA2014089TCD	\$87,500	\$87,500	
17	US 19	US 19/WV 7 INTERSECTION-PURSGLOVE	ENGINEERING	2015	TEA2014088TCD	\$192,500	\$240,625	1,2,3,6,7
				2015	NRT2012681	\$3,520	\$4,430	
				2018	NRT2012702D	\$19,520	\$24,400	
18	US 19 (BEECHURST AVE)	BEECHURST AVE/CAMPUS DR INT.	CONSTRUCTION	2015	STD2015040TDC	\$28,000	\$28,000	1,2,3,6,7
				2018	STD2015041TDC	\$73,600	\$92,000	
				2016	HSP0019439D	\$461,600	\$577,000	
19	WV 7	WV7/BROOKHAVEN ROAD INT.	ENGINEERING	2016	ACST0057017D	\$0	\$66,290	3,6
				2016	HSP0705016D	\$45,000	\$50,000	
				2016	NHPP0019438D	\$800	\$1,000	
20	I-68	MPO TO MP 4.8	RIGHT OF WAY	2016	NHPP0019437D	\$4,000	\$5,000	1,2,3
				2016	NHPP0019437D	\$4,000	\$5,000	
				2016	NHPP0019439D	\$461,600	\$577,000	
21	WV 7	LITTLE IND. CREEK RD TO US 19	CONSTRUCTION	2016	ACST0057017D	\$0	\$66,290	3,6
				2016	HSP0705016D	\$45,000	\$50,000	
				2016	NHPP0019438D	\$800	\$1,000	
22	DECKERS CR. PED BRIDGE	VICINITY OF WALNUT STREET	ENGINEERING	2015	TEA2014089TCD	\$87,500	\$87,500	1,2,3,6,7
				2015	TEA2014088TCD	\$192,500	\$240,625	
				2015	NRT2012681	\$3,520	\$4,430	
23	WESTOVER	WESTOVER PARK LOOP	CONSTRUCTION	2018	NRT2012702D	\$19,520	\$24,400	1,2,3,6,7
				2015	STD2015040TDC	\$28,000	\$28,000	
				2018	STD2015041TDC	\$73,600	\$92,000	
24	CAPERTON RAIL TRAIL, Star City	ADD PEDESTRIAN CONNECTOR TO RIVERS AND SHOPPING CENTER	ENGINEERING	2016	HSP0705016D	\$45,000	\$50,000	3,6
				2016	NHPP0019438D	\$800	\$1,000	
				2016	NHPP0019437D	\$4,000	\$5,000	
25	PATTESON DRIVE (WV705)	INSTALL LIGHTING US 19 VICINITY OF UNIVERSITY AVE	CONSTRUCTION	2016	ACST0057017D	\$0	\$66,290	3,6
				2016	HSP0705016D	\$45,000	\$50,000	
				2016	NHPP0019438D	\$800	\$1,000	
26	BOYERS AVENUE	INTERSECTION WITH US 19 MONONGAHELA	RIGHT OF WAY	2016	NHPP0019437D	\$4,000	\$5,000	1,2,3
				2016	NHPP0019437D	\$4,000	\$5,000	
				2016	NHPP0019439D	\$461,600	\$577,000	
27	COLLINS FERRY ROAD	RESURFACING UNIVERSITY AVENUE TO MORGANTOWN CITY LIMIT	CONSTRUCTION	2016	ACST0057017D	\$0	\$66,290	3,6
				2016	HSP0705016D	\$45,000	\$50,000	
				2016	NHPP0019438D	\$800	\$1,000	

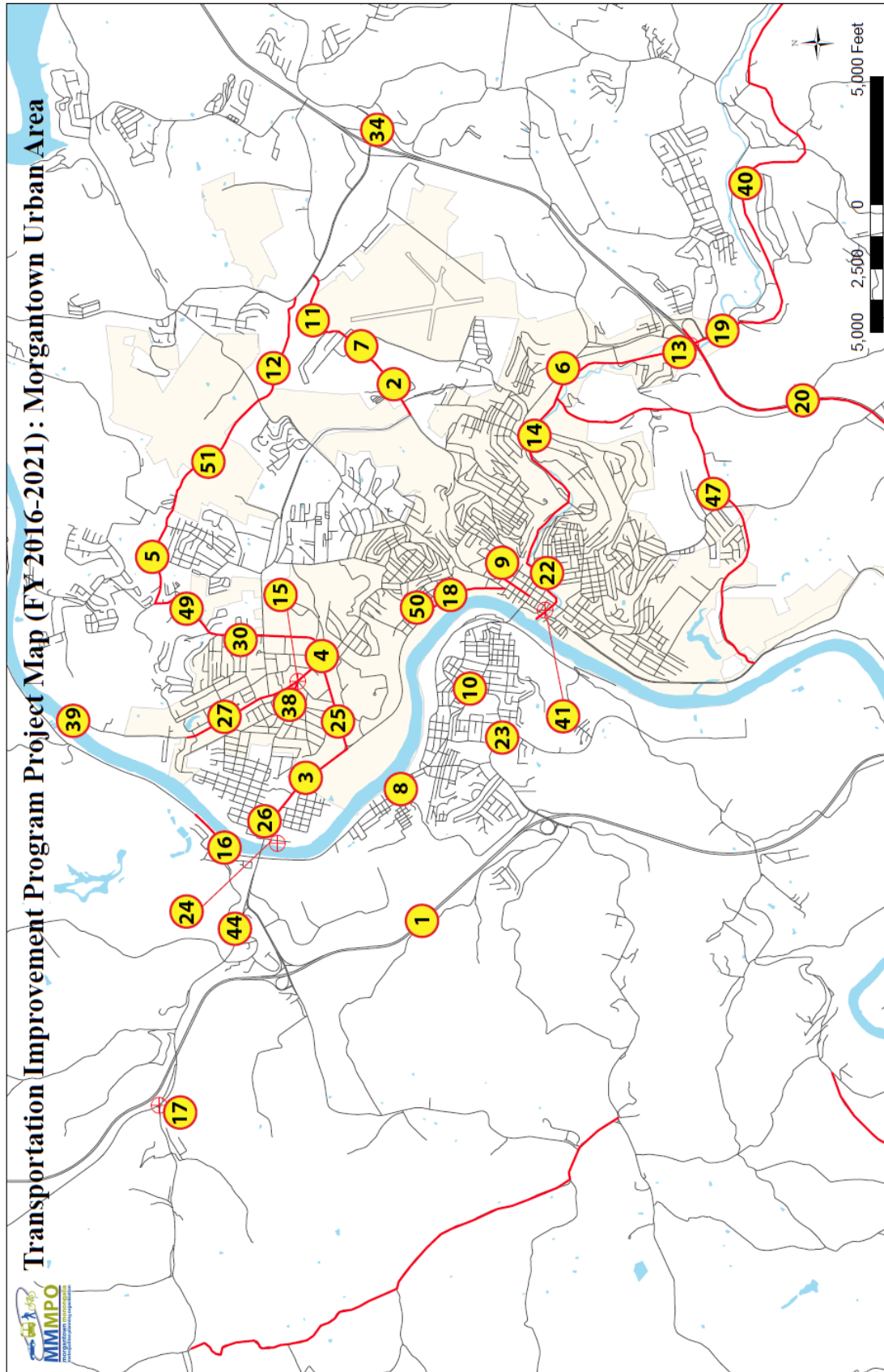
MAP REF.	ROUTE	PROJECT NAME	TYPE OF PROJECT	PROJECT YEARS BEYOND 2018 SUBJECT TO CHANGE			L RTP GOAL(S)	
				FED FISCAL YEAR	FED PROJ NUMBER	FEDERAL FUNDS		TOTAL PROJECT COST
MORGANTOWN MONONGALIA MPO TRANSPORTATION IMPROVEMENT PROGRAM HIGHWAY PROJECTS FY 2015-FY 2021								
28	GRAFTON ROAD (US119)	RESURFACING FROM TAYLOR CO LINE SOUTH 1.15 MILES	CONSTRUCTION	2016	ACST0119424D	\$0	\$90,600	3,6
29	HORNER	Resurface from CR 61/4 to CR 67 1.23 miles	CONSTRUCTION	2016	ACST0671007D	\$0	\$95,700	3,6
30	VAN VOORHIS ROAD (CO59)	RESURFACE FROM UNIVERSITY AVE TO CITY LINE	CONSTRUCTION	2016	ACST0059005	\$0	\$1,375,000	3,6
31	INDIAN CREEK ROAD (CR41)	RESURFACE FROM CR 61/4 to CR 67 1.42 MILES	CONSTRUCTION	2016	ACST00411079D	\$0	\$116,300	3,6
32	MASON DIXON HWY (WW7)	RESURFACE CR7/4 TO CR 11 2.09 MILES	CONSTRUCTION	2016	NHPP0007277D	\$0	\$179,600	3,6
NO MAP	MORGANTOWN BIKE SIGN	VARIOUS LOCATIONS INSTALL SIGNS AND PAVEMENT MARKINGS	CONSTRUCTION	2016	TEA2014195D	\$96,000	\$120,000	3,6,7
34	I-64/PIERPONT ROAD INTERCHANGE	EB RAMP WIDEN ADD TURN LANE	RIGHT OF WAY ENGINEERING	2016	NHPP0068170D	\$900	\$1,000	3,4
				2016	NHPP0068169D	\$9,000	\$10,000	
				2017	NHPP0068171D	\$288,000	\$320,000	
35	RIVER RD (CO 45)	RESURFACE CR40 TO CR 45/8 1.3 MI	CONSTRUCTION	2016	ACST0045070D	\$0	\$124,000	3,6
36	SMITHOWN RD (CR73)	RESURFACE MP 4.4 TO MP 6.16	CONSTRUCTION	2016	ACST0073083D	\$0	\$369,000	3,6
37	SMITHOWN RD (CR73)	RESURFACE CR55 TO MP 4.4	CONSTRUCTION	2016	ACST0073083D	\$0	\$117,360	3,6
38	UNIVERSITY AVENUE (CR55)	RESURFACE MP .4 TO MP 1.35	CONSTRUCTION	2016	ACST0055040D	\$0	\$69,100	3,6
39	COLLINS FERRY CONNECT	CONNECT CAPERTON RAIL TRAIL	CONSTRUCTION	2017	NRT2014221DTC	\$44,800	\$11,200	1,2,3,6,7
40	DECKERS CR TRAIL	REPAIRS LENGTH OF TRAIL	CONSTRUCTION	2017	NRT2014222DTC	\$29,344	\$29,344	1,2,3,6,7
	FOUNDRY STREET	CONSTRUCT CONNECTION BETWEEN	ENGINEERING	2017	TAP2014218DTC	\$12,580	\$12,580	
41	LINKAGE TRAIL	CAPERTON TRAIL AND FOUNDRY ST	CONSTRUCTION	2017	TAP2014219D	\$24,256	\$30,320	1,2,3,6,7
	MORRIS BUILDERS BRIDGE	(CO 19/25)TWO BRIDGES SCOTTS RUN						
42	REPLACE PLUS 1	.2 MILES E OF CR19/2	CONSTRUCTION	2017	ACST1925001D	\$0	\$1,125,000	1,2,3,6,7
43	REPLACE EVERETTSVILLE BR	(CR 45) BRIDGE OVER INDIAN CREEK	CONSTRUCTION	2017	ACST0045069D	\$0	\$50,000	3,6
44	ARNETTSVILLE ARCH	US 19 .06 MILES S OF CR 45	CONSTRUCTION	2017	ACST0019425D	\$0	\$1,867,000	3,6
45	BRIDGE REPLACEMENT	MP 0 to MP 2.4	RESURFACING	2016	ACST0015103D	\$0	\$196,500	3,6
46	KLONDIKE HILL ROAD I-79	White Day Creek Bridge Replacement	BRIDGE	2016	NHPP0793247D	\$648,000	\$720,000	3,6
NO MAP	MORGANTOWN CBD	SIGNAL SYSTEM UPGRADE	CONSTRUCTION	2016				3,6
	GREENBAG ROAD (CO857)	IMPROVE /S AND WIDEN	ENGINEERING	2018	U33185706700 (STP)	\$800,000	\$1,000,000	
			RIGHT OF WAY	2019	STP	\$2,400,000	\$3,000,000	1,2,3,4,5,6,7
			CONSTRUCTION	2020	STP	\$8,800,000	\$11,000,000	
			ENGINEERING	2018	U3315909400 (STP)	\$480,000	\$600,000	
			RIGHT OF WAY	2019	STP	\$2,400,000	\$3,000,000	1,2,3,5,6,7
49	VAN VOORHIS ROAD	WIDEN	CONSTRUCTION	2020	STP	\$3,520,000	\$4,400,000	
			ENGINEERING	2019	U33119132400(NHP)	\$400,000	\$500,000	
50	BEECHURST AVE(US19)	SPOT IMPROVEMENTS BEGINNING AT 6TH STREET	RIGHT OF WAY	2020	NHP	\$2,400,000	\$3,000,000	1,2,3,5,6,7
			CONSTRUCTION	2021	NHP	\$4,000,000	\$5,000,000	
			ENGINEERING	2020	U33167118600(STP)	\$600,000	\$750,000	
			RIGHT OF WAY	2020	STP	\$4,000,000	\$5,000,000	1,2,3,5,6,7
51	WEST RUN (CO 67/1)	WIDENING	CONSTRUCTION	2021	STP	\$5,000,000	\$6,250,000	
MORGANTOWN MONONGALIA MPO TRANSPORTATION IMPROVEMENT PROGRAM HIGHWAY PROJECTS FY 2015-FY 2021								

Transportation Improvement Program Project Map (FY 2016-2021)



18,000 9,000 0 18,000 Feet





- 1) **Goal 1-A multimodal transportation system that efficiently moves goods and people**
 - a. Eliminate/reduce current congestion...
 - b. Ensure that future development and related...improvements address capacity needs...proactively
 - c. Improve ingress/egress to most densely developed/highest activity areas of the region
 - d. Focus capacity improvements for all modes in areas of desired future growth...

- 2) **Goal 2-A transportation system in which all modes are highly integrated and connected**
 - a. ...allow for convenient transfer from one mode to another
 - b. ...encourage the use of the most efficient mode...based on the characteristic of the trip...
 - c. Increase the...area in which people have access to non-automobile modes.
 - d. Reduce reliance on automobile for travel
 - e. Better serve those who do not/cannot own and drive a personal automobile.
 - f. Allow for efficient transfer of goods between modes.
 - g. Improve and expand infrastructure for pedestrians, bicyclists and people with disabilities.

- 3) **Goal 3-A multimodal transportation system that safely moves people and goods**
 - a. Minimize crashes
 - b. Ensure that future...transportation improvements address safety...

- 4) **Goal 4-A transportation system that maximizes the efficiency of freight movement through and within the region with minimal impacts on neighborhoods and campus areas.**
 - a. Reduce truck traffic in residential neighborhoods.
 - b. Improve truck access to key industrial areas
 - c. Increase options for freight movement that minimizes truck traffic on non-interstate roads.

- 5) **Goal 5-Greater collaboration between local agencies, state officials, and private interests in pursuit of funding of transportation improvements.**
 - a. More effective and less costly improvements by capitalizing on common needs
 - b. Higher quality improvements due to cost sharing and collaboration
 - c. Transportation improvements that support the...vision for the region

- 6) **Goal 6-A transportation system that is attractive, sustainable and livable**
 - a. Integrate the local context in planning, design and construction of improvements
 - b. Include sustainability features in design and construction of transportation improvements
 - c. Address multimodal needs in planning, design, and construction of improvements

- 7) **Goal 7-Reduce automobile trip demand, especially during peak hours**
 - a. Reduce need for costly transportation and parking infrastructure
 - b. Invest in transportation improvements that support land use patterns that decrease the need to travel.
 - c. Reduce auto emissions and improve air quality
 - d. 50% increase in walking trips
 - e. 5% of all trips made by bicycle by 2025
 - f. Increase number of transit trips by 200%
 - g. Increase telecommuting and virtual lectures (WVU)
 - h. Increase average vehicle occupancy by 50%

- 8) **Goal 8 A multimodal transportation system that enhances the homeland security of the region.**
 - a. Heighten awareness of homeland security needs related to transportation.
 - b. Improve understanding of critical transportation security issues in the region
 - c. Incorporate homeland security needs in transportation planning, design and construction.

**VI-PROGRAMMED PUBLIC TRANSPORTATION NEEDS AND FUNDING
STREAMS**

FY 2016 - 2021 Transportation Improvement Program - Transit Projects
Morgantown Monongalia MPO

Project Description	Agency Conf.	Type Fed. Funds	2016		2017		2018		2019		2020		2021	
			Fed. (1000's)	Local (1000's)	Fed. (1000's)	Local (1000's)	Fed. (1000's)	Local (1000's)	Fed. (1000's)	Local (1000's)	Fed. (1000's)	Local (1000's)	Fed. (1000's)	Local (1000's)
Local Service Operating Assistance	FTA	5307 5307 Safety & Security	1,574.0	1,574.0	1,600.0	1,600.0	1,632.0	1,632.0	1,632.0	1,632.0	1,632.0	1,632.0	1,632.0	1,632.0
Oper. Assistance FTA 5311(F)	WV State	5311(F) State Funding pass through	266.2	266.2	270.0	270.0	270.0	270.0	270.0	270.0	270.0	270.0	270.0	270.0
Planning		5307 Other Non Federal Funding	0.0	0.0	0.0	0.0	0.0	0.0	0.0	0.0	0.0	0.0	0.0	0.0
Bus Purchases		FTA 5339 Bus & Bus Facilities Formula Grant	150.0	150.0	150.0	150.0	150.0	150.0	150.0	150.0	150.0	150.0	150.0	150.0
CMAQ Operating Assistance		FTA 1113												
Mobility Manager		FTA 5307 Mobility Manager												
Operating Assistance		FTA 5307 New Fit and Senior Mons												
TOTALS			2,006.2	2,006.2	2,036.0	2,036.0	2,068.3	2,068.3	2,068.3	2,068.3	2,068.3	2,068.3	2,068.3	2,068.3

	West Virginia University Personal Rapid Transit (PRT)					
Fiscal Year	PROJECT DESCRIPTION AND FUNDING SOURCE	FEDERAL FUNDS	MATCH	TOTAL COST	100% MPRT FUNDED	
2014-2015	Power System Upgrade Sect. 5337 Vehicle Replacement	\$1,007,272	\$251,818	\$1,259,090	\$21,000,000	
2015-2016	Power System Upgrade Sect. 5307	\$1,439,391	\$359,847	\$1,799,238	\$51,218,685	
2016-2017	MPRT ATC & AFC Project FY 2013 FTA 5337 Funding	\$959,307	\$239,828	\$1,199,135		
2017-2018	MPRT Modernization (LONP) 5337	\$877,165	\$219,291	\$1,096,456		
2018-2019	MPRT Modernization (LONP) 5337	\$875,945	\$218,986	\$1,094,931		
2019-2020	MPRT Modernization (LONP) 5337	\$875,945	\$218,986	\$1,094,931		
2020-2021	MPRT Modernization (LONP) 5337	\$875,945	\$218,986	\$1,094,931		

**VII-SUMMARY OF PROGRAMMED PROJECTS FUNDING BY FUNDING
CATEGORY**

Total Morgantown Monongalia MPO Federal Funding FY 2016-2020

Does Not Include Match provided by WV DOT or Local Government

Project Years beyond 2017-2018 are subject to change-Informational Only

Highway Funds	Federal Funding Source	Fiscal Year										Total By Source		
		2014-2015	2015-2016	2016-2017	2017-2018	2018-2019	2019-2020	2020-2021						
Surface Transportation Performance Program	(STPP)		\$47,992,000	\$6,080,000	\$1,353,600	\$8,800,000	\$16,920,000	\$5,000,000						\$64,225,600
Highway Safety Improvement Program	(HSIP)	\$1,530,000	\$1,571,000											\$3,101,000
Transportation Alternatives Program (Includes Nat. Rail Tr. And former Trans. Enhancement Funds)	(TAP)	\$378,269	\$334,000	\$174,980	\$19,520									\$906,769
National Highway Performance Program	(NHPP)	\$13,360,000	\$2,595,300	\$288,000		\$400,000	\$6,400,000	\$4,000,000						\$16,643,300
Bridge Repair														
Congestion Mitigation and Air Quality Program (CMAQ)			\$1,624,000											\$0
Total Highway Funding		\$15,268,269	\$54,116,300	\$6,542,980	\$1,373,120	\$9,200,000	\$23,320,000	\$9,000,000						\$118,820,669
Transit Funds														
FTA 5307			\$1,590,000	\$1,616,000	\$1,648,300	\$1,648,300	\$1,632,000	\$1,648,300						\$9,782,900
FTA 5311(f)			\$266,000	\$270,000	\$270,000	\$270,000	\$270,000	\$270,000						\$1,616,000
FTA 5339		\$1,007,272	\$1,439,391	\$959,307	\$877,165	\$875,945	\$875,945	\$875,945						\$6,910,970
CMAQ			\$150,000	\$150,000	\$150,000	\$150,000	\$150,000	\$150,000						\$900,000
Total Transit Funding		\$1,007,272	\$3,445,391	\$2,995,307	\$2,945,465	\$2,944,245	\$2,927,945	\$2,944,245						\$19,209,870
Total Federal Funding by Year		\$16,275,541	\$57,561,691	\$9,538,287	\$4,318,585	\$12,144,245	\$26,247,945	\$11,944,245						\$138,030,539

VIII-ANALYSIS OF COMMUNITIES IMPACTED BY TIP PROJECTS

In keeping with the requirements of Title VI of the Civil Rights Act of 1964 as amended, and with Executive Order 12898 the Morgantown Monongalia MPO identified the location of low income and minority populations including non-English speakers within Monongalia County. The MPO utilized Census data to determine the location of these populations in relation to scheduled transportation improvements and transit service in the area. In reviewing the locational data it became apparent that the majority of these populations are associated with West Virginia University. It is assumed that low-income student populations are more likely to utilize transit and non-motorized forms of transportation.

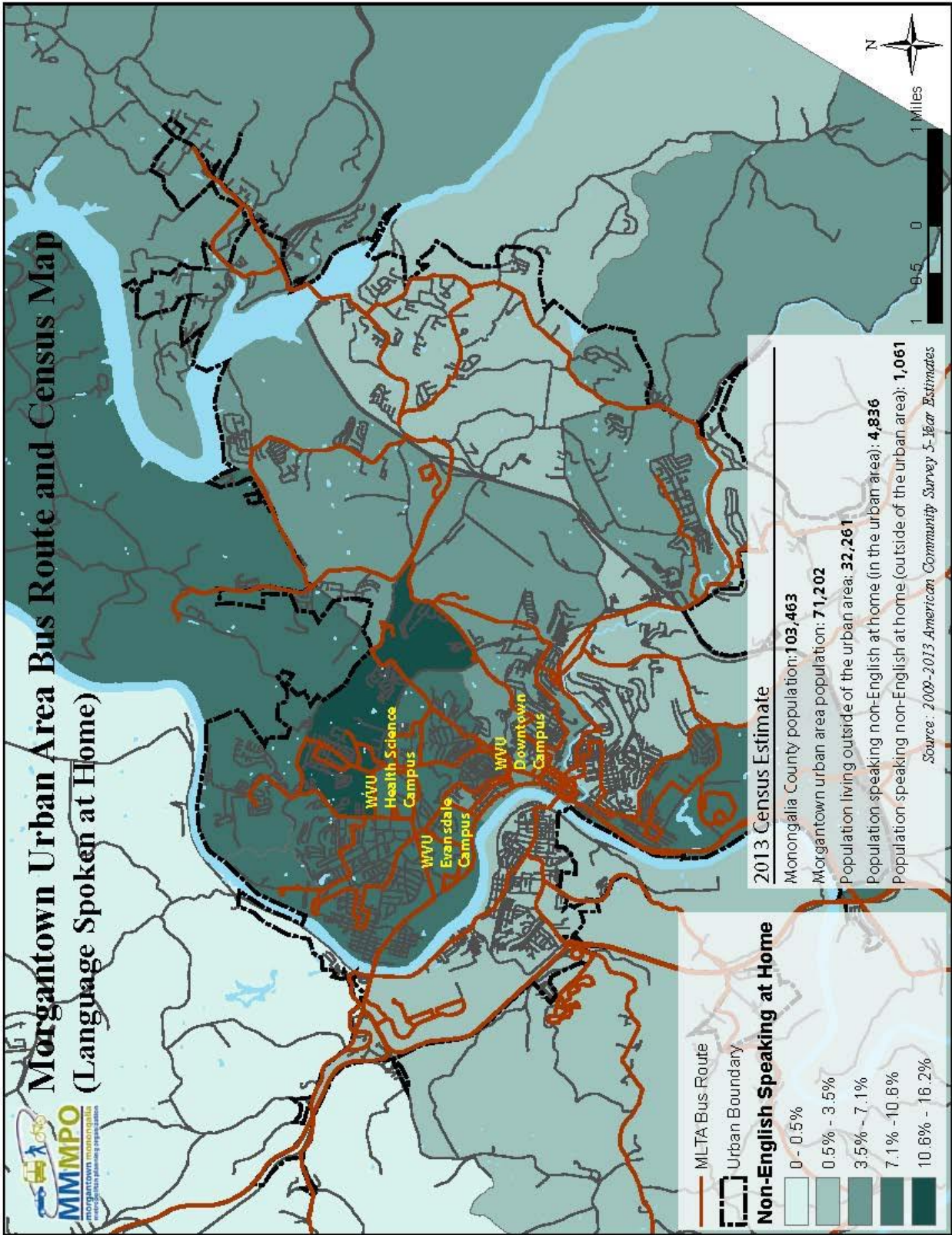
The maps included in this section of the Transportation Improvement Program demonstrate that the subject populations in the urban area receive significant transportation benefits from the projects included in the TIP. Since none of the highway projects included in the TIP require significant relocation of homes or other long term disruptions of any community, it is reasonable to assume that these communities will not be disproportionately adversely impacted by these actions any more than the members of the community at large.

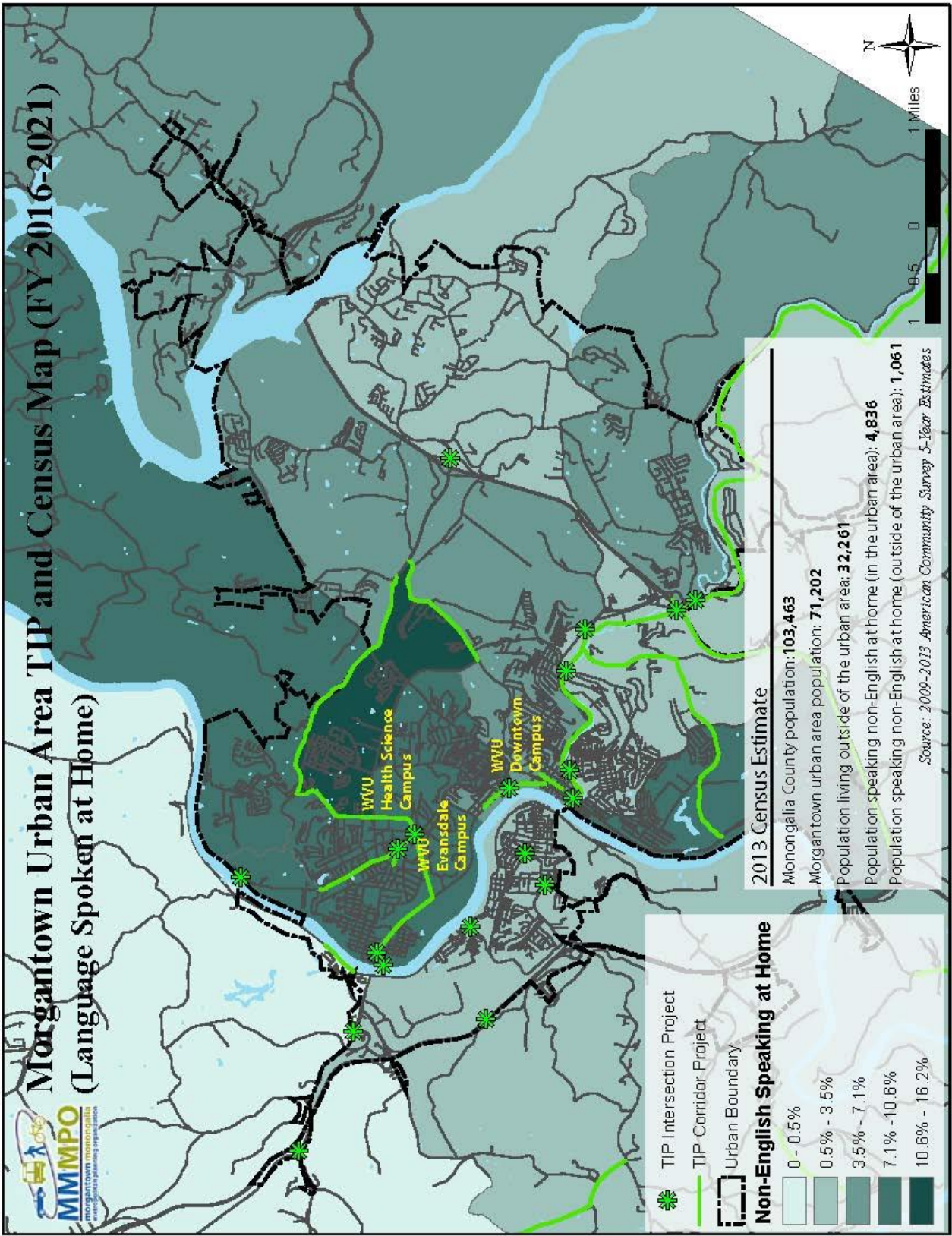
The Census Bureau's American Community Survey indicated that Monongalia County had an estimated total population of 103,463 as of 2013. Approximately, 71,202 (approximately 69%) of those residents reside in and around the urban core centered on Morgantown.

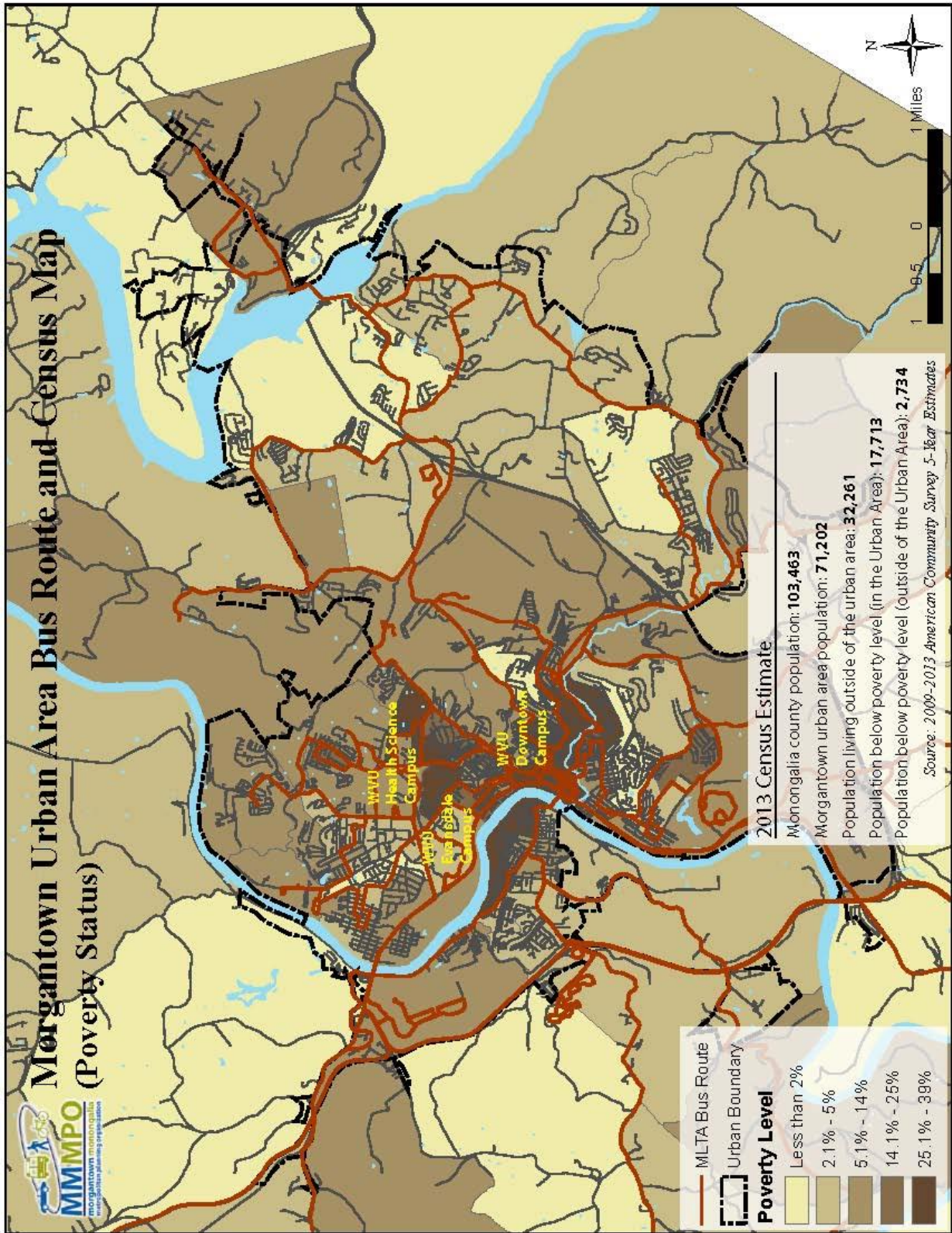
There were about 9,941 Self-reported "non-white" residents in Monongalia County making up 9.6% of the County's population. Approximately 3.7% (379) of these residents live outside of the urban core, with the remaining 9,570 living within the urban core with the highest density living in close proximity to a WVU campus. This area is well served by transit including the PRT, and given the total population density and related traffic volumes it does not appear that they are subject to an undue amount of disruptive activity scheduled in the TIP.

There were 4,836 County residents who report that they speak a language beside English at home. Approximately 22% (1,061) of those residents reside outside of the urban core. The highest density area for this population is in the vicinity of a WVU campus. This area is served by transit including the PRT, and given the total population density and related traffic volumes the area does not appear to have an undue amount of disruptive activity scheduled in the TIP.

A higher percentage (19.8%) or 20,447 of Monongalia County residents report that they are at or below the poverty level than any of the other groups examined. Over 15.3% (2,734) of these residents reside outside of the urban area. Overall the urban area has a significantly higher density poverty level population than the areas of the County outside of the urban area. Within the urban area the highest density of poverty level residents are in the vicinity of WVU's campuses, and in Granville and Westover. These areas are well served by transit and given the total population density and related traffic volumes in these areas there does not appear to be an undue amount of disruptive activity scheduled in the TIP.







Morgantown Urban Area Bus Route and Census Map (Poverty Status)



— MLTA Bus Route
 - - - Urban Boundary

Poverty Level

- Less than 2%
- 2.1% - 5%
- 5.1% - 14%
- 14.1% - 25%
- 25.1% - 39%

2013 Census Estimate

Monongalia county population: **103,463**

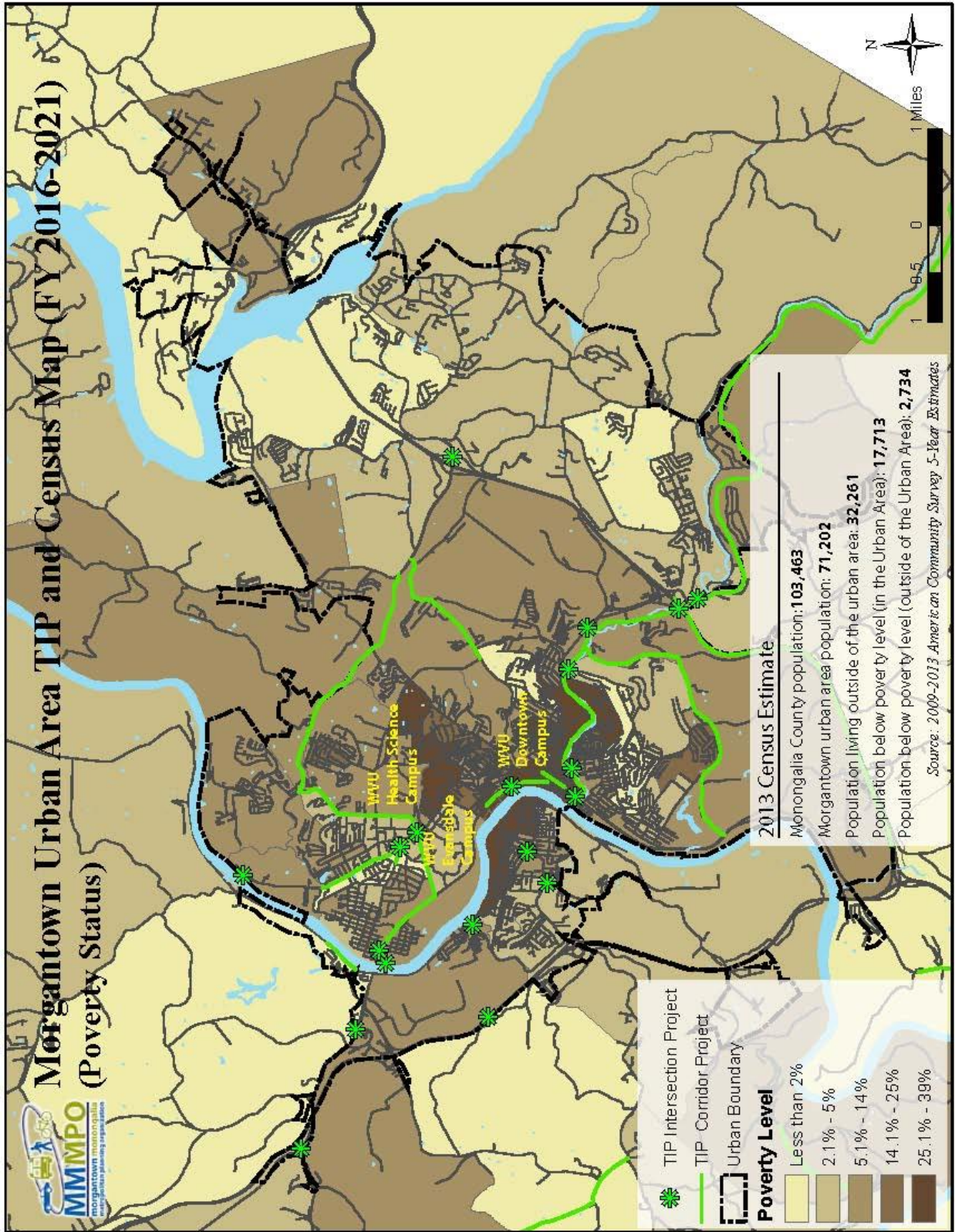
Morgantown urban area population: **71,202**

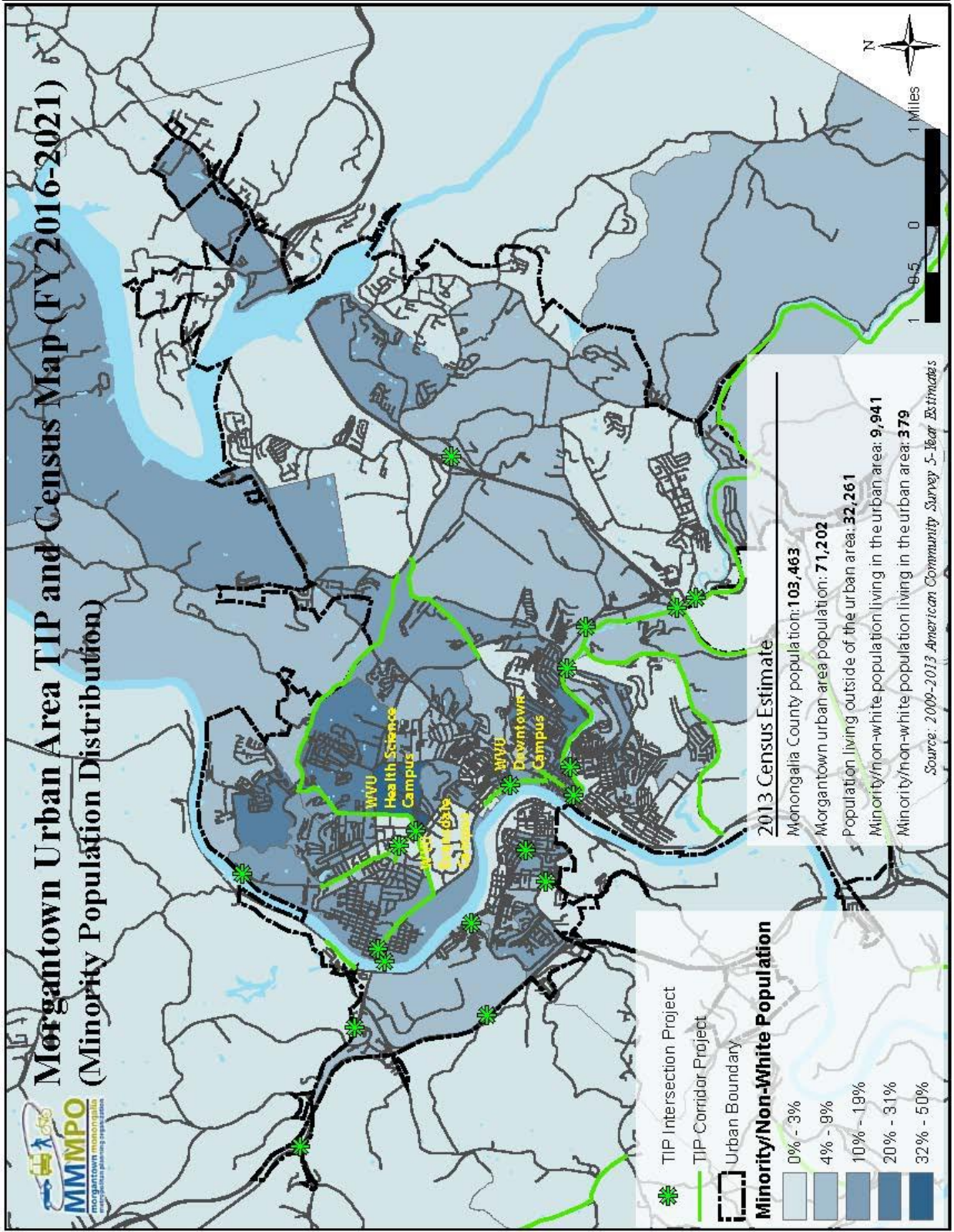
Population living outside of the urban area: **32,261**

Population below poverty level (in the Urban Area): **17,713**

Population below poverty level (outside of the Urban Area): **2,734**

Source: 2009-2013 American Community Survey 5-Year Estimates





IX-LIST OF PROJECTS COMPLETED THE LAST FIVE YEARS

MORGANTOWN MONONGALIA MPO TRANSPORTATION IMPROVEMENT PROGRAM FEDERAL HIGHWAY PROJECTS COMPLETED OVER THE LAST 5 YEARS									
ROUTE	PROJECT NAME	TYPE OF PROJECT	FY COMPLETED*	LENGTH IN MILES	PHASE(S)	FEDERAL PROGRAM	ED PROJ NUMBER	TOTAL PROJECT COST	
WV 7	SABRATON PARK AND RIDE	EXP PK & RIDE ADD LIGHT	2012-2013		CON	CMAQ	CMAQ-0792(174)D	\$647,000	
WV 7	BLACKSVILLE ROAD	RESURFACING	2012-2013	2.6	CON	NH	NH-0007(241)D	\$1,099,000	
WV 7	DUNKARD BEACH T-BEAM BR REP	BRIDGE REPLACEMENT	2011-2012		CP,RW,CON	BR	BR-007(177)D	\$2,730,000	
WV 7	WV7/CR64 TURN LANE	CMAQ	2011-2012		CON	CMAQ	CMAQ-0007(236)D	\$229,000	
WV 7	WV7AT I-68 IMPROVEMENT	TRN LANE & SIGNAL	2011-2012		CON	CMAQ	CMAQ-0007(233)D	\$626,000	
US 19	I/S DENTS RUIN/COMMERCE DR/US19	RENEW SIGNAL	2012-2013		CP,CON	HSIP	HSIP0019(316)D	\$314,000	
US 19	BEECHURST/UNIV. AVE	CONST TURN LANES	2010-2011	0.08	CP,RW,CON	STP	STP-0019(316)D	\$3,533,000	
US 19	MONONGAHELA BLVD	RESURFACING	2010-2011	1.06	CON	STP	STP-0019(370)D	\$727,000	
CO 45	RIVER ROAD	CORRECT SLIDE	2009-2010	0.01	CON	STP	STP-0045(057)D	\$1,010,000	
CO 53	FORT MARTIN ROAD	CIP RECYCLE/DRAINAGE	2012-2013	1.67	CON	STP	STP-0053(010)D	\$1,175,000	
CO 64/3	CARNEGIE AVE BRIDGE	OVERLAY	2014-2015		CON	STP	STP-0643(002)D	\$159,000	
I-68	SIGNING	RENEW SIGNS	2014-2015		CP,CON	NHG	NHG-0068(133)D	\$1,773,000	
I-68	CHEAT LAKE BRIDGE	BRIDGE REPAIR	2009-2010	0.88	CON	STIMULUS	ERP-0068(139)D	\$6,413,000	
I-68/I-79	UFFINGTON BRIDGE	REPLACE JOINTS	2013-2014	0.56	CON	NHS	NHHS-0793(237)D	\$574,000	
I-79	CORP BENNETT BRIDGE	OVERLAY	2009-2010	0.57	CON	BR	BR-NBIS(339)E	\$528,000	
I-79	WESTOVER BRIDGE	OVERLAY	2008-2009		CON	STIMULUS	ERP-0793(222)D	\$1,264,000	
Various Locations	BOPARC EQUIPMENT	ACQUISITION	2013-2014		CON	NRT	NRT-2009(069)D	\$41,000	
WV 100 (MAIN ST-GR)	DENTS RUN BR TO EVERLY	CONST SIDEWALK	2009-2010		CON	STIMULUS	ERP2009(170)D	\$782,000	
WV 100 (MAIN ST-GR)	ROGERS ST TO EVERLY	CONST SIDEWALK	2009-2010		TEA	TE	TEA-0122(001)D	\$327,000	
WV 705	WV 705@RUBY MEM HOSP	INTERSECTION IMP	2010-2011	0.01	CON	TCSP	TCSP-10WW(001)D	\$938,000	
US 19	DUNKARD AVE/US 19 INTERSECTION	CON SIDEWALK/CURB	2009-2010		CON	TEA	TEA-OH22(001)D	\$84,000	
DUNKARD AVE	RICHMOND-WESTERN	CON REP SIDEWALK	2010-2011		TEA	TE	TEA-0122(001)D	\$322,000	
MON RIVER TRAILS	VAN VOORHIS TRAILHEAD	EQUIPMENT PURCHASE	2014-2015		CON	NRT	NRT-2011(040)D	\$151,000	
US 119	MORGANTOWN HIGH ST	REPL CURB/LIGHTING	2010-2011		CON	TE	TEA-OH22(001)D	\$411,000	
STAR CITY	CO 55-STAFFORD ST	SW/LIGHTING/LANDSC	2012-2013		CON	TE	TEA-OH22(001)D	\$178,000	
WV 43	MON-FAY EXPWAY I-68 TO CO 857	CON 4 LANE	2010-2011	0.33	CP,RW/CON	STIMULUS	ERP-0109(0130)	\$34,652,000	
WV 43	MON-FAY EXPWAY CO 857&88/1 TO	CON 4 LANE BRIDGE(2)	2011-2012	0.76	CON	STIMULUS	STNH-0043(124)	\$26,047,000	
US 113 (TAYLOR CO	TAYLOR CO LINE-CO 83	RESURFACING	2010-2011	2.75	CON	STP	STP-0119(347)D	\$640,000	
US 119	HIGH ST INT IMPROVE	CON	2014-2015		CON	TEA	TEA-0122(001)D	\$438,000	
US 119	FROM 119/19 TO CR77	RESURFACING	2014-2015	2.42	CON	STP	STP 0019(380)D	\$935,000	
US 119	US 119 SIGNAL SYS @ I-68	INSTALL SIGNAL	2010-2011		CON	HSIP	HSIP0119(345)D	\$284,000	
US 119	MORGANTOWN ROAD	.51MN I-68 TO .32 MN BR	2014-2015	2	CON	NHS	NHS-0119(390)D	\$1,332,000	
US 119	STEWARTSTOWN RD-705-705/119	RECON IS WW705/119	2013-2014		CON/RW	STP	STP-0119(370)D	\$11,666,000	
CO 19/13	GLADESVILLE RD 119/13-CR 85	COLD IN PLACE RECYCLE	2014-2015	1.18	CON	STP	STP-1913(001)D	\$537,000	
WV 705/WV 857/US 19	SIGNING	REN SIGNS	2009-2010		CON	CMAQ	CMAQ-705(010)D	\$183,000	
WV 705	I/S WV 705/PINEVIEW DR	INSTALL PED SIGNAL	2009-2010		CON	HSIP	OCRO-0705(012)	\$16,000	
I-68	MPO-MD STATELINE	PAVEMENT MARKING	2013-2014	32.06	CON	HSIP	HSIP-0068(152)DTC	\$2,408,000	
MON RIVER TRAILS	PURCHASE DUMP TRUCK		2013-2014		CON	NRT	NRT-2012(694)D	\$79,000	
CO 857	REPLACE DECKERS CR BRIDGE	BRIDGE REPLACEMENT	2013-2014		CP/CON	BR	ACBR-0857(014)D	\$550,000	
CO 857	US 119/I-68 EB OFF RAMP	RESURFACING	2010-2011		CON	NH	NH0857(015)D	\$1,249,000	
CO 857	US 119/I-68 WB OFF RAMP	INSTALL REN SIGNAL	2010-2011		CON	NH	NH0857(017)D	\$343,000	
CO 857	ICES FERRY BRIDGE	REPLACE BRIDGE	2010-2011	0.16	CP/CON/RW/BR	BR	BR-857(008)D	\$18,227,000	

X-METROPOLITAN TRANSPORTATION PLANNING PROCESS CERTIFICATION

In accordance with 23 CFR 450 334, the West Virginia Department of Transportation and the Morgantown Monongalia Metropolitan Planning Organization, hereby certify that the transportation planning process is addressing the major issues in accordance with all applicable requirements of:

- I. 23 USC 134 49 5303 and this subpart, in non-attainment and maintenance areas, sections 174 and 176 (c) and (d) of the Clean Air Act as amended (42 USC 7504, 7506, c, (d), and 40 CFR part 93,
- II. Title VI of the Civil Rights Act of 1964 as amended (42 USC 2000d-1) and 49 CFR part 21
- III. 49 USC 5332 prohibiting discrimination on the basis of race, color, creed, national origin, or age in employment or business opportunity
- IV. Section 1101(b) of the SAFETEA-LU (Pub. L.109-59) and 49 CFR part 26 regarding the employment of disadvantaged businesses
- V. 23 CFR part 230, regarding the implementation of an equal opportunity program on Federal-aid highway construction projects
- VI. The provisions of the Americans with Disabilities Act of 1990 (42 USC 12101 et seq) and 49 CFR parts 27, 37 and 38
- VII. The Older Americans Act as amended ((42 USC 6101) prohibiting discrimination on the basis of age in programs or activities receiving Federal Financial Assistance
- VIII. Section 324 of title 23 USX regarding the prohibition of discrimination based on gender
- IX. Section 504 of the Rehabilitation Act of 1973 (29 USC 794) and 49 CFR part 27 regarding discrimination against individuals with disabilities

Morgantown Monongalia MPO

West Virginia Department of Transportation

Signed _____

Signed _____

Title _____

Title _____

Date _____

Date _____

Morgantown - Mon County Trans. Planning Org.
 Checking Account
 As of December 31, 2015

3:13 PM
 01/06/2016
 Accrual Basis

Type	Date	Num	Name	Dr	Cr	Split	Amount	Balance
Centra-Checking (voucher checks)								64,084.76
Check	12/14/2015	8712	Caliper Corporation			Computer Software	-1,200.00	62,884.76
Check	12/14/2015	8713	Comcast		√	Administrative Overhead	-303.56	62,581.20
Check	12/14/2015	8714	HDR Engineering	I-79 Access Study		Consulting (Consulting Expense)	-23,698.24	38,882.96
Check	12/14/2015	8715	Morgantown Municipal Airport		√	Rent (Rent)	-720.00	38,162.96
Check	12/14/2015	8716	Service Plus	Two Months Service	√	Accounting (Accounting Fees)	-214.56	37,948.40
Check	12/14/2015	8717	Stantec Consulting Service	University Avenue Study	√	Consulting (Consulting Expense)	-22,280.39	15,668.01
Check	12/14/2015	8718	WV Newspaper Publishing Co.	TIP Advertisement	√	Administrative Overhead	-365.40	15,302.61
Check	12/15/2015	5413	ICMA. Retirement Corp		√	Salary	-1,574.56	13,728.05
Check	12/15/2015	5411	J. William B. Austin	Electronic Transfer	√	Salary	-1,960.36	11,767.69
Check	12/15/2015	5412	Jing Zhang	Electronic Transfer	√	Salary	-1,290.77	10,476.92
Check	12/15/2015	941	IRS	Electronic Transfer	√	Salary	-1,188.50	9,288.42
Deposi	12/28/2015		WVDOH	November 2015	√	PL Funds (Funds)	15,528.37	24,816.79
Deposi	12/28/2015		Monongalia County Planning Commission	Deposit	√	Telephone (Telephone)	151.78	24,968.57
Check	12/29/2015	8719	Association of Metropolitan Planning Org			Dues and Subscriptions (Dues and Subscri	-422.10	24,546.47
Check	12/29/2015	8720	Brickstreet Mutual Insurance Company			Administrative Overhead	-266.00	24,280.47
Check	12/29/2015	8722	Public Employees Insurance Agency			Salary	-1,669.94	22,610.53
Check	12/29/2015	8723	Retiree Health Benefit Trust Fund			Salary	-326.00	22,284.53
Check	12/29/2015	8724	WV Newspaper Publishing Co.			Administrative Overhead	-105.56	22,178.97
Check	12/29/2015	8721	J. William B. Austin			Travel & Ent (Travel and Entertainment)	-369.00	21,809.97
Check	12/31/2015	5416	ICMA. Retirement Corp			Salary	-1,574.56	20,235.41
Check	12/31/2015	5414	J. William B. Austin	Electronic Transfer	√	Salary	-1,960.36	18,275.05
Check	12/31/2015	5415	Jing Zhang	Electronic Transfer	√	Salary	-1,290.76	16,984.29
Check	12/31/2015	941	IRS	Electronic Transfer		Salary	-1,188.51	15,795.78
Check	12/31/2015	12311	WV Dept of Tax and Revenue	Electronic Transfer		Salary	-424.00	15,371.78
Total Centra-Checking (voucher checks)								15,371.78

DRAFT UNIFIED PLANNING WORK PROGRAM

FISCAL YEAR 2016-2017



MORGANTOWN MONONGALIA METROPOLITAN PLANNING ORGANIZATION

Adopted:

Amended:

Morgantown Municipal Airport
82 Hart Field Road Suite 105
Morgantown, WV 26508
(304) 291-9571 phone
(304) 291-9573 fax

INTRODUCTION

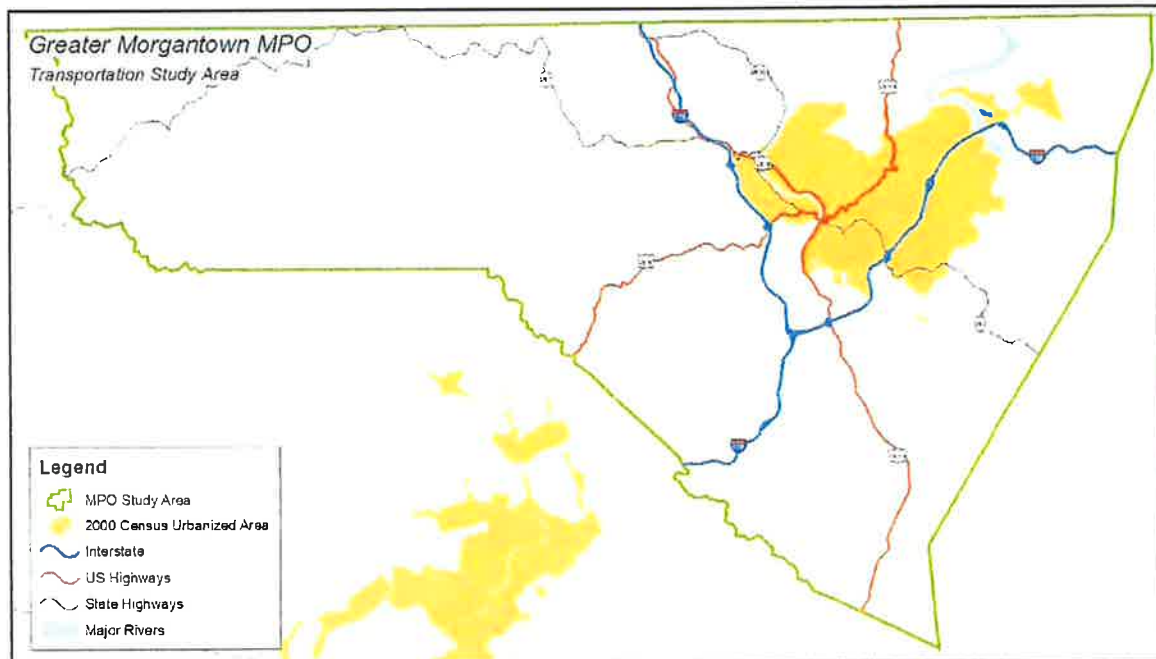
In accordance with Federal Regulations this document outlines the budget for the Morgantown Monongalia MPO. It provides information about the work the MPO will be performing in the upcoming year and summarizes the funding that will be used to accomplish that work.

STUDY AREA

The Morgantown Monongalia MPO covers Monongalia County including the municipalities of Blacksville, Granville, Morgantown, Star City, and Westover.

The MPO's Policy Board may include representatives from:

1. Monongalia County (pays one half of any local match requirements) - three county commissioners
2. City of Morgantown (pays one half of any local match requirements) - three council members
3. City of Westover — one elected representative
4. Town of Star City — one elected representative
5. Town of Granville — one elected representative
6. Town of Blacksville — one elected representative
7. Mountain Line Transit Authority — one representative
8. Monongalia County Board of Education — one representative
9. West Virginia University — one representative
10. West Virginia Department of Transportation — MPO liaison



Prepared By: Morgantown MPO 02/16/2005 Source: US Census Bureau

Accomplishments

During Fiscal Year 2015-2016 the Morgantown Monongalia MPO worked with the West Virginia Department of Transportation and the area's local governments to improve transportation in the area. The MPO's efforts were focused on the implementation of the area's 2040 Long Range Transportation Plan and further defining the projects identified in that Plan. Please find below a short description of these activities.

As provided for in the MPO's Long Range Transportation Plan MPO staff oversaw the development of two studies to further define projects identified in the Long Range Transportation Plan. These studies, the I-79 Access Study and the University Avenue Complete Streets Study were designed to develop a community consensus about the need for improvements to the transportation network and to develop the information needed to seek funding for the implementation of the projects.

In addition to the two consultant led studies noted above MPO staff has been working with representatives of Granville and Westover to develop a pedestrian plan for those communities. This work is consistent with the Long Range Transportation Plan recommendation that the MPO develop a region wide pedestrian plan.

The MPO Staff has recognized the need to expand their technical capabilities to better serve Monongalia County and Monongalia County's communities. To this end professional development has been an important element of Staff's direction. The MPO's Planner II has successfully qualified for three professional certifications during calendar year 2015. During this time period he successfully qualified for the Certified Bicycle Safety Instructor, the Institute of Transportation Engineers Professional Transportation Planner certification, and the LEED (Leadership for Energy, Environment and Design) Neighborhood Development Professional certification. These certifications have greatly enhanced the MPO's capacity and will allow MPO Staff to perform work that in the past would not have been performed or which would have to be performed by a consultant.

During FY 2015-2016 MPO Staff worked with the MPO Policy Board to review and revise the MPO's Public Involvement Policy. A new Public Involvement Policy was adopted as a result of this work. MPO Staff also developed a new Transportation Improvement Program for adoption by the MPO Policy Board.

Another priority for MPO staff has been working on strategies to acquire funding to implement the Plan. During 2015-2016 MPO Staff and MPO Policy Board members have worked closely with legislators and the Chamber of Commerce's Transportation Committee to develop legislation for local funding initiatives.

The first traffic counts for the MPO's annual traffic count program were taken in April of 2011. The MPO has sponsored counts every year since those first counts. In every year since its inception the MPO has expanded the count program by adding additional locations as well as recommended by representatives of the MPO's member communities and consultants. These counts will allow the MPO to analyze changes to the area's traffic patterns as well as provide valuable information to the private sector. The

MPO has prepared a map of these locations with count volumes over time. The map is available on the MPO's website.

In addition to the traffic count program MPO staff maintained a traffic accident data base developed during the previous fiscal year using information from WVDOH and from Monongalia County MECCA 911. This data covered approximately three years. The data was used in the MPO project prioritization process and will be used in the future to identify high incident locations. MPO Staff was also granted access to the WVDOH accident data base during FY 2014-2015, however WVDOH has warned that this data is incomplete and should not be publicly distributed. MPO staff has utilized this data to identify potentially problematic locations on a limited basis.

The MPO has been working with Mountain Lines Mobility Coordinator to implement Transportation Demand Management programs in coordination with several large employers including WVU, Monongalia General Hospital, NETL, Mylan Pharmaceuticals and WVU Health Services. The vanpool effort was dormant for a short portion of FY 2012-2013 due to staff turnover. During FY 2013-2014 MPO staff working with Mountain Lines Mobility Coordinator instituted a coordinated advertising campaign and a redefined incentive package for new van pools. The momentum from this effort continued in the FY 2015-2016 when as of this writing three van pools have completed their participation in the van pool program with a fourth van pool continuing to receive funding from the MPO's grant.

MPO Staff has also assisted Monongalia County, Star City and the City of Morgantown in evaluating the impact of ongoing development on the transportation network as new development is proposed. MPO Staff also performed an operational evaluation of a portion of Beechurst Avenue at Campus Drive. This evaluation was provided to WVU and WVDOH to assist them in evaluating potential changes to the configuration of Beechurst Avenue. MPO staff hopes to provide more of this type of assistance in the future.

MPO Staff also began working in 2013-2014 with the other MPO's across the State to develop an MPO Association to share best practices in transportation planning and to enhance coordination with WVDOT. This effort continued in FY 2015-2016 and it is anticipated to continue into FY 2016-2017.

As a part of the MPO's ongoing process the MPO considered numerous TIP Amendments which were considered in depth by the MPO's committees. MPO Staff also performed numerous administrative duties as such as participating in the audit process.

FOCUS FOR FISCAL YEAR 2016-2017

Local initiatives:

Major initiatives to be under taken this year include:

MPO Staff will undertake an update of the 2040 Long Range Transportation Plan. This work has previously been performed by consultants. This will be the first update to be performed solely by MPO Staff. This will be a minor update of the MPO's Plan, it is anticipated that the next major update of the MPO's plan will take place in the 2020 to 2021 timeframe.

Work to be performed in the Plan Update will include, updating the model to include modifications to the area's street network not included in the model by the 1-79 Access Study. Modifying the MPO's future year model to reflect changes in population and employment anticipated to occur between 2040 and 2045 as well as including projects currently included in the MPO's Transportation Improvement Program that will have been built before 2045. This work will lead to the development of a current year and a future year deficiency analysis using both model outputs and traffic accident data to evaluate the need for and efficacy of existing and proposed projects during the LRTP Update.

The update will include an extensive public outreach process. The public involvement process will examine the current LRTP's goals and objectives, growth anticipated to occur in the area, the need for particular projects identified in the Long Range Transportation Plan, and the priority that should be assigned to those projects. The update will also seek to identify any additional projects that may need to be included in the updated LRTP. The update will also identify the fiscal constraints on implementing the Plan. It is also anticipated that the Update will update the performance measures to be used to evaluate how effectively the Plan is being implemented. The development of the performance measures will be tied to the development of statewide performance measures identified by WVDOT.

MPO Staff will also continue work to develop potential local funding sources to implement the LRTP. Staff has been working with a committee from the Chamber of Commerce as well elected representatives to address this issue.

Other tasks:

The MPO will continue to update the annual traffic count database with counts taken for the MPO as well as counts taken by other local agencies. The first counts for this database were taken in April of 2011 and April 2012. This database provides the MPO with base data, which may be used to project the future growth of traffic, as well as, to provide decision makers with complete information about the existing conditions in the area. This data will continue to be available to the public at large for use in developing business plans and other marketing efforts and to the area's municipalities so they may evaluate the impact of proposed new development in the area. The traffic counts will be of use to the MPO in assessing the Long Range Transportation Plans model as well as in identifying area's where

operational improvements to the road network may be needed. The information will also be useful to the Division of Highways when planning operational improvements to the area's transportation facilities. This data will be supplemented with data from the MPO's traffic accident data base which will also be updated during FY 2016-2017.

MPO Staff will continue ongoing administrative functions including scheduling and staff meetings, preparation of minutes and other arrangements for the MPO's standing committee meetings. Staff will continue preparation of Transportation Improvement Program amendments, preparation of the budget, performance of human resource functions and intergovernmental relations and public involvement activities. Staff will also continue to provide technical assistance to area municipalities as well as the Bike Board and the Pedestrian Board. Staff will also review the MPO's Public Involvement Policy to determine the need for an update to its provisions.

BUDGET ITEMS BY MAJOR CATEGORY

The Project codes used in this document refer to the work codes identified in the MPO's Prospectus.

II-A Continuing Transportation Planning Activities-Surveillance of Inventory Data

II-A-1 Traffic Counts- MPO will continue the annual traffic count program. The initial program included 58 locations counted in the spring of 2012. As of the 2015 counts the MPO has 74 count locations around the urbanized portion of the County. The data collected includes daily directional traffic volumes, peak period traffic volumes and vehicle classification counts at selected locations. These counts supplement traffic counts taken every three years in the area by the Division of Highways and they will be used both as base data for traffic modeling efforts and as information for decision makers as they consider the impact of proposed development in the area. These counts will be performed by a consultant team already on contract with the State of West Virginia to perform these services. The MPO will also seek to augment these counts by upgrading traffic count technology to have the capability to collect data on both bicycle and pedestrian travel at selected points.

II-A-4 Traffic Accidents-MPO Staff will continue to collect, quantify and locate traffic accident data as it becomes available.

II-A-10 Mapping- The MPO is using ArcGIS to work with Monongalia County to share data. This work will also include supplementing the County's recently acquired aerial photography with additional data. MPO Staff will use GIS mapping to identify essential service locations, i.e. employment, health care services, school/educational resources and recreational resources to ensure that there is adequate access to these crucial facilities as part of the Long Range Transportation Plan Update. This analysis is in keeping with the US Department of Transportation's Ladders of Opportunity initiative.

II-B Long Range Transportation Plan Development

II-B-3 Travel Model Update-MPO Staff will perform a minor update of the travel demand model as developed for the I-79 Access Study to incorporate any changes in the existing and committed roadway network that were unanticipated by the I-79 Access Study as well as any changes in the socio-economic data expected between 2040 and 2045.

II-B-5 Forecast of Data-MPO staff will update the current LRTP's future socio-economic data from 2040 to 2045.

II-B-6 Community Goals-MPO Staff will seek a thorough public review and evaluation of the current LRTP's Goals and Objectives as part of the update of the LRTP.

II-B-8 Deficiency Analysis-MPO staff will perform a deficiency analysis of the transportation network for the current year and 2045.

II-B-9 Highway Element- The MPO will update the LRTP Transit Element to include recent studies performed for the MPO and to reflect changes identified in the LRTP update process. MPO Staff will

include information on these activities in the LRTP Update Public Involvement outreach and seek input from the public on new facilities and planning efforts that may be included in the update of the LRTP.

II-B-10 Transit Element- The MPO will update the LRTP Transit Element to include recent studies performed for Mountain Line Transit and to reflect changes identified in the LRTP update process. MPO Staff will include information on these activities in the LRTP Update Public Involvement outreach and seek input from the public on new facilities and planning efforts that may be included in the update of the LRTP.

II-B-11 Bicycle and Pedestrian Planning- MPO staff will update the LRTP to include recent Bicycle and Pedestrian planning activities undertaken by MPO and local agencies since the adoption of the last LRTP. MPO Staff will include information on these activities in the LRTP Update Public Involvement outreach and seek input from the public on new facilities and planning efforts that may be included in the update of the LRTP.

II-B-13 Collector Street Planning- MPO Staff will provide support to area municipalities in reviewing proposed development to insure that the proposed collector streets are adequate. Staff will also review proposals to insure that the proposed connection between major arterials and collector streets are consistent with the capacity anticipated in the Long Range Transportation Plan. As a recognized best practice for MPO's, Staff will incorporate Health Impact Assessments into specific MPO planning products as appropriate.

II-B-15 Freight Planning-MPO staff will enhance the freight element of the LRTP in the LRTP Update. Activities will include developing a freight stakeholder committee for the update and potentially as a new standing committee of the MPO, identification of freight corridors in the LRTP, and identification of issues associated with freight movement in the area. All forms of freight transportation including rail, and water transportation will be considered as appropriate.

II-B-16 Financial Planning- MPO Staff will continue to work for the development of funding streams for transportation and implementing the LRTP.

II-B-17 Congestion Management Strategies- MPO staff will review and coordinate with WVDOT/DOH on potential congestion mitigation strategies including ongoing TDM activities. MPO staff will also work with Mountain Line staff on the van pool program. MPO Staff will continue to provide information on operational improvements that may assist in the mitigation of congestion including an ongoing study of signalization improvements and the operation of the downtown Morgantown street network being conducted by the State.

III Administration

III-A Planning Work Program

MPO staff will monitor the revised Planning Work Program process to insure it is being adequately implemented. Staff will also develop the 2017 Planning Work Program.

III-B Transportation Improvement Program

MPO staff will update the TIP as needed. The MPO will also update the TIP Priority List as a result of the LRTP update.

III-C-6 Public Involvement

The MPO will continue ongoing public involvement activities associated with the amendments of the TIP. The MPO will continue to televise Policy Board Meetings. Staff also anticipates increased public involvement activities associated with the implementation of the recommendations of the Transportation Demand Management Study, the Long Range Transportation Plan update and the Transportation Demand Management initiative. MPO Staff will also implement the requirements the MPO's revised Public Involvement Policy to ensure successful outreach to the public.

III-C-7 Private Sector Participation-The MPO will seek to encourage private sector participation wherever possible with projects as they move forward. This effort will immediately focus on the implementation of the MPO's TDM Project, as well as, involving the private sector in the development of the LRTP.

III-D-1 Transportation Enhancement Planning-MPO Staff will provide assistance with enhancement planning activities as requested by area agencies. It is anticipated that this work will focus on bicycle and pedestrian projects identified in the LRTP.

III-D-2 Environmental Coordination-MPO Staff will work with WVDOH to environmental resource agencies with information on projects proposed in the updated Long Range Transportation Plan to help ensure that environmental concerns are recognized as potential projects move forward to implementation.

III-D-3 Special Studies-MPO Staff will initiate special studies as required.

III-D-4 Regional or Statewide Planning-MPO staff will reach out to regional partners to develop relationships on issues they may have in common with our MPO as part of the LRTP Update. This outreach is in accord with the FHWA/FTA Regional Models of Cooperation initiative. MPO staff will also assist WVDOT and the WV MPO Association on regional and or statewide issues including the transition to Performance Based Planning as required by current legislation.

III-E Management and Operations This line item includes normal administrative functions such as the cost of the MPO audit, supplies, rent, insurance and other administrative costs.

The allocation of resources to each of the Work Tasks may be found on the following tables:

Draft Morgantown Monongalia MPO FY 2015 2016 Budget

Morgantown Monongalia Metropolitan Planning Organization Operating Budget FY 2016-2017

Revenues and Expenditures By Major Category

Task Number	Task Item	Category	Consolidated Federal Planning Funds	WVDOT	City/County/MPO	Other	Total Cost Allocation
II-A	Inventory of Facilities						
	1	Traffic Counts	15,200	1,900	1,900		19,000
	4	Traffic Accidents	6,400	800	800		8,000
	10	Mapping	7,200	900	900		9,000
	12	Bicycle and Ped Fac.	6,400	800	800		8,000
		Total	35,200	4,400	4,400		44,000
II-B	L RTP						
	3	Travel Model Update	3,200	400	400		4,000
	5	Forecast of Data	4,800	600	600		6,000
	6	Community goals	9,600	1,200	1,200		12,000
	8	Deficiency Analysis	8,000	1,000	1,000		10,000
	9	Highway Element	8,000	1,000	1,000		10,000
	10	Transit Element	8,000	1,000	1,000		10,000
	11	Bicycle and Ped.	8,000	1,000	1,000		10,000
	13	Collector Street	1,600	200	200		2,000
	15	Freight Planning	9,600	1,200	1,200		12,000
	16	Financial Planning	5,600	700	700		7,000
	17	Cong. Mgmt. Strat.	6,400	800	800		8,000
		Total	64,800	8,100	8,100		91,000
III	Admin.						
	A	Work Program	4,000	500	500		5,000
	B	TIP	3,200	400	400		4,000
	C-6	Public Involvement	9,600	1,200	1,200		12,000
	C-7	Private Sector	3,200	400	400		4,000
	D-1	Enhancement Plan	3,200	400	400		4,000
	D-2	Env. And Pre-TIP	1,600	200	200		2,000
	D-3	Special Studies	2,400	300	300		3,000
	D-4	Regional and State	8,000	1,000	1,000		10,000
	E	Management and Ops	48,000	6,000	6,000		60,000
		Total	\$83,200	\$10,400	\$10,400	\$0	\$104,000
Grand Totals - All Programs			\$183,200	\$22,900	\$22,900		\$239,000

DRAFT Morgantown Monongalia MPO Operating Budget FY 2016-17

Line Item Fixed Operating Expenses				
Category	Consolidated Federal Planning Funds	WVDOT	City/County	Total Cost Allocation
Salaries				
Director	\$ 67,853.66	\$ 8,481.71	\$ 8,481.71	\$ 84,817
Planner 2	\$ 38,467.44	\$ 4,808.43	\$ 4,808.43	\$ 48,084
Benefits (see below)	\$ 43,299.35	\$ 5,412.42	\$ 5,412.42	\$ 54,124
Contracted/Capital Expenses				
Contracted Services	\$ 14,400.00	\$ 1,800.00	\$ 1,800.00	\$ 18,000
Consulting Services	\$ 800.00	\$ 100.00	\$ 100.00	\$ 1,000
Computer Equipment	\$ 2,400.00	\$ 300.00	\$ 300.00	\$ 3,000
Software	\$ 2,400.00	\$ 300.00	\$ 300.00	\$ 3,000
Public Notices/Publishing	\$ 2,400.00	\$ 300.00	\$ 300.00	\$ 3,000
Overhead				
Travel & Training	\$ 8,000.00	\$ 1,000.00	\$ 1,000.00	\$ 10,000
Office Rent	\$ 7,200.00	\$ 900.00	\$ 900.00	\$ 9,000
Utilities (phone, internet, web site)	\$ 3,200.00	\$ 400.00	\$ 400.00	\$ 4,000
Copier lease, supplies, postage	\$ 800.00	\$ 100.00	\$ 100.00	\$ 1,000
Total	\$ 191,220.45	\$23,902.56	\$ 23,902.56	\$ 239,026
Employee Benefit Expenditure Detail (Calculated on Total Wages = \$132,901)				
Description	Consolidated Federal Planning Funds	WVDOT	(City/County)MPO	Total Cost Allocation
FICA (6.2%)	\$ 6,591.91	\$ 823.99	\$ 823.99	\$ 8,239.89
Worker's Compensation (2.3%)	\$ 2,445.39	\$ 305.67	\$ 305.67	\$ 3,056.73
Medicaid (1.45%)	\$ 1,541.66	\$ 192.71	\$ 192.71	\$ 1,927.07
Retirement (14.0%)	\$ 14,884.95	\$ 1,860.62	\$ 1,860.62	\$18,606.19
Health Insurance (PEIA expected 3% increase)	\$ 16,286.87	\$ 2,035.86	\$ 2,035.86	\$20,358.59
Dental & Vision Insurance (2015 rates)	\$ 1,548.58	\$ 193.57	\$ 193.57	\$ 1,935.72
Total Employee Benefit Package				\$54,124.19

DRAFT Morgantown Monongalia MPO Operating Budget FY 2016-17

Cost Allocation Rate Table

All work performed outside program areas shall be charged at an hourly rate to cover actual expenses. Reimbursement/allocation rates are as follows:

Position	Hourly Rate	
Executive Director	\$ 62.16	Incl. benefits + Overhead/Contract
Planner II	\$ 39.30	Incl. benefits + Overhead/Contract
Additional Travel	Monongalia County Rate as adjusted	

Note: The Director and the Planner II are salaried positions. Therefore, all holidays, vacation and sick leave benefits are included in the base wage rate and shall be calculated on an hourly basis using a 2080 hour work year as the base line.

MORGANTOWN MONONGALIA
METROPOLITAN PLANNING ORGANIZATION POLICY BOARD
NOVEMBER 19, 2015 MINUTES

Members Present: Chairman Wesley Nugent-City of Morgantown, Commissioner Eldon Callen-Monongalia County, Mayor Marti Shamberger-City of Morgantown, Councilperson Jennifer Selin-City of Morgantown, Brian Carr-WVDOH, Mike Kelly-Board of Education, Dave Bruffy-Mountain Line, Mayor Patricia Lewis-Granville, Councilperson Janice Goodwin-City of Westover

Members Absent: Commissioner Tom Bloom-Monongalia County, Joe Statler-Blacksville, Randy Hudak-WVU, Mayor Herman Reid -Star City

MPO Director: Bill Austin

1. Call to Order

With a quorum present, Chairman Nugent called the meeting to order at 6:00 PM.

2. Public Comment

None.

3. Approval of Minutes

Chairman Nugent introduced the approval of the October Policy Board Meeting Minutes. Commissioner Callen noted that the word “chair” was misspelled as “char” in the first page of the minutes, and “Chaplin Hill Rd” was misspelled as “Capitol Hill Rd”. Mayor Shamberger noted that the minutes incorrectly show that she attended the October meeting. She noted that Councilperson Bill Kawecky attended that meeting in her place. Commissioner Callen moved to approve the minutes with corrections; seconded by Mr. Kelly. With no discussion, the motion unanimously passed.

4. Committee Reports

A. Citizens Advisory Committee

Mr. Rice, the Chairman of the Citizens Advisory Committee, noted that he was absent at the November CAC meeting. He then noted that the committee was updated with ongoing MPO’s studies and projects. The CAC recommended approval of the public involvement policy and 2016 meeting schedule to the MPO’s Policy Board. Mr. Rice then noted that the Van Voorhis Drainage project is moving forward to the DOH for site design and he expects that the property issue will be appropriately addressed. Mr. Rice also noted that Collins Ferry Rd resurfacing project will be coordinated with the project installing a left-turn lane in front of the newly constructed Suncrest elementary school.

B. Financial Report

Mayor Lewis reported the MPO’s October financial activity as the following:

-Beginning balance in October \$10,313.11 with expenditures of \$57,774.31 and three deposits totaling \$79,180.94, leaving a balance of 31,719.74 at the beginning of November. Commissioner Callen moved

for approval of the financial report as presented; second by Mayor Shamberger. With no discussion, the motion unanimously passed.

C. Executive Directors Report

1. Ongoing Studies-I 79 Access, University Avenue, Ped Study

Mr. Austin noted that the I-79 Access Study has held the first steering committee. The consultant has presented the findings from existing condition analysis to the committee members and documented the committee's concerns on transportation issues in the area. Mr. Austin also noted that the consultant has provided the MPO with an enhanced travel demand model which is capable of calculating peak-period volume on major arterials in the areas and a transit component. The traffic model will be used in the next LRTP update.

Mr. Austin then noted that the consultant will hold a public meeting for this study on December 3rd at the Mountain Line Transit Authority Administrative Building in Westover. The purpose of this meeting is to present analysis findings to the public and solicit community input on transportation issues and concerns.

Mr. Austin noted that the consultant for the University Ave Complete Streets Study has made initial recommendations to improve the University Ave Corridor. Recommendations are based on the public inputs and existing condition analysis. Recommendations include alternatives at Grumbein's Island, various cross-section plans at different segment on University Ave, location of transit stops, and spot improvements in the corridor. Recommendations will be reviewed by the steering committee and the public in the November-January time frame.

Mr. Austin noted that the Westover-Granville Pedestrian Study has held two public meetings. One in the MLTA Westover Transit Terminal and one in the Granville City Hall. There was only a sparse turnout for these meetings. In addition to public meetings, the MPO received 22 completed copies of the mail-back post card survey. MPO staff will use findings from the public involvements, the Steering Committee's direction, and technical analysis to identify potential improvement projects. Identified projects will be evaluated in the next stage of this study.

Mr. Austin noted that the Delegate Kurcaba and Delegate Statler have discussed an amendment to increase truck weight limits on the interstate highways in the Morgantown area with Congressman McKinley. The proposal was rejected in the House. Councilperson Selin asked how similar issues were solved in other regions. Mr. Austin noted that most regions adopted policies that grandfathered preexisting truck routes into new highway systems. Commissioner Callen asked how bridges on the interstate highways will be impacted if heavier trucks are allowed. Mr. Carr noted that increased truck weight limits may accelerate the deterioration of affected bridge in a long term. Mr. Kelly noted that it is worthwhile to broaden the perspectives on this issue and to consider assisting truck industry maintain and increase economic gains without hauling extra weight on highways. Mr. Austin noted that WV DOH is currently conducting a freight planning study, which provides an opportunity to solve freight issues in a comprehensive way. Mr. Austin encouraged the board members and the public to provide input and comments for that study.

5. Acceptance of Audit

Chairman Nugent noted that the MPO's audit was included in the meeting's agenda package. Mr. Austin noted that the MPO's Auditor has submitted the audit for FY 2014-2015 with no findings or adjustments to the MPO's records. Major Lewis moved to accept the audit as presented; seconded by Commissioner Callen. With no discussion, the motion unanimously passed.

6. Adoption of Public Involvement Policy

Mr. Austin expressed his appreciation to the members of the committee on updating the MPO's public involvement policy. Mr. Austin noted that there have not been any substantive comments on the content of the draft policy. Mr. Austin noted that the Mountain Line Transit Authority will also use this as their public involvement policy. Mr. Austin then noted that MPO staff will analyze the demographics within the MPO's boundary and determine if it is needed to develop a separate policy addressing Title 6 and Environmental Justice issues in the MPO's area.

Councilperson Selin suggested an addition to the policy. The amendment is to add the word "local" before the word "state" and "federal" at the very last sentence on page 2. The sentence then reads "as possible all public involvement activities should be coordinated with ongoing local, State and Federal activities". Mr. Bruffy expressed his appreciation that transit is integrated into this policy. Commissioner Callen moved to adopt the draft public involvement policy as presented and to develop a separate policy for Title 6 and Environmental Justice issues if needed. Seconded by Councilperson Selin. With no discussion, the motion unanimously passed.

7. Approval of Draft 2016 Meeting Calendar

Mr. Austin noted that a draft calendar of MPO meetings for 2016 was included in this meeting's agenda package. It is anticipated that the only two meeting will need to deviate from the normal schedule. Those meetings are the May and November TTAC meetings. Commissioner Callen moved to accept the draft 2016 meeting calendar as presented, seconded by Mayor Shamberger. With no discussion, the motion unanimously passed.

8 Input on MPO Unified Planning Work Program for FY 2016-2017

Mr. Austin noted that the MPO staff is developing the Unified Planning Work Program for FY 2016-2017. In addition to administrative function items, MPO staff is proposing that the MPO perform the update of the MPO's Long Range Transportation Plan as the primary in-house work program. Tasks will include soliciting public input on project priorities, improving freight planning, updating project status, and updating MPO's travel demand model.

Councilperson Selin asked what type of projects that the MPO can conduct. Mr. Austin noted that in general, MPO staff is capable of doing projects identified in the LRTP, including intersection studies, corridor studies, transit studies, and pedestrian and bicycle studies.

Mr. Bruffy asked what type planning the MPO can do for the airport area, which is one of the fast growing areas in the region. Mr. Austin noted the MPO staff can conduct traffic impact studies and

accessibility studies. Airport planning is of a specialized infrastructure planning field and is beyond the MPO's current capacity.

Commissioner Callen asked about the feasibility of providing water taxi in the Morgantown area. Mr. Austin noted that water surface transportation planning is not conventionally within MPO's purview, although some MPOs, cooperated with port authority, do carry out studies on transportation service on water surface.

9. Appointment of Officer Nominating Committee and notice of Director Review

Chairman Nugent noted that as specified in the MPO's By Laws the Policy Board is to elect new officers during the first business meeting of the year. The MPO staff will be sending out an evaluation form to each Policy Board member by email within the next week. Chairman Nugent encouraged board members to send him the completed evaluation form by December 31. Three board members volunteered to join the Office Nominating Committee. They are Councilperson Selin, Mr. Bruffy, and Mr. Kelly.

10. Other Business

No other business

11. Meeting Adjournment

The meeting adjourned at 6:55 PM.

Morgantown - Mon County Trans. Planning Org.
 Checking Account
 As of November 30, 2015

2:49 PM
 01/06/2016
 Accrual Basis

Type	Date	Num	Name	Memo	Clr	Split	Amount	Balance
Centra-Checking (voucher checks)								31,719.74
Check	11/13/2015	8702	Comcast		√	Administrative Overhead	-303.56	31,416.18
Check	11/13/2015	8703	Public Employees Insurance Agency		√	Salary	-1,669.94	29,746.24
Check	11/13/2015	8704	Retiree Health Benefit Trust Fund		√	Salary	-326.00	29,420.24
Check	11/13/2015	8705	WV Board of Risk & Insurance Management		√	Administrative Overhead	-913.00	28,507.24
Check	11/13/2015	5405	J. William B. Austin	Electronic Transfer	√	Salary	-1,960.36	26,546.88
Check	11/13/2015	5406	Jing Zhang	Electronic Transfer	√	Salary	-1,290.76	25,256.12
Check	11/13/2015	5407	ICMA. Retirement Corp		√	Salary	-1,574.56	23,681.56
Check	11/13/2015	941	IRS	Electronic Transfer	√	Salary	-1,188.51	22,493.05
Deposit	11/24/2015		Monongalia County Planning Commission	Deposit	√	Internet	151.78	22,644.83
Check	11/30/2015	5408	J. William B. Austin	Electronic Transfer	√	Salary	-1,960.36	20,684.47
Check	11/30/2015	5409	Jing Zhang	Electronic Transfer	√	Salary	-1,290.77	19,393.70
Check	11/30/2015	5410	ICMA. Retirement Corp			Salary	-1,574.56	17,819.14
Check	11/30/2015	941	IRS	Electronic Transfer		Salary	-1,188.50	16,630.64
Check	11/30/2015	113015	WV Dept of Tax and Revenue	Electronic Transfer		Salary	-424.00	16,206.64
Check	11/30/2015	8706	Centra Bank - Mastercard	Surveys for Pedestrian study		Postage and Delivery (Postage and E	-332.32	15,874.32
Check	11/30/2015	8707	Fringe Benefits Management Company			Salary	-322.62	15,551.70
Check	11/30/2015	8708	J. William B. Austin	Mileage to Huntington training		Travel (Travel)	-205.00	15,346.70
Check	11/30/2015	8709	Jing Zhang	Travel, training reimbursement		Travel & Ent (Travel and Entertainme	-581.00	14,765.70
Check	11/30/2015	8710	WVNET	Website		Administrative Overhead	-60.00	14,705.70
Check	11/30/2015	8711	WV State Auditor	Audit Fee		Accounting (Accounting Fees)	-240.00	14,465.70
Deposit	11/30/2015		WVDOH	Deposit	√	PL Funds (Funds)	49,619.06	64,084.76
Total Centra-Checking (voucher checks)								64,084.76